

Double Support Tie

MATERIALS

Ties - (2 each) Aluminum alloy.

Pads - (2 each) Specially formulated elastomer

Identification tags - (2 each) Identifies catalog number, neck size, nominal conductor size and conductor diameter range.


Color code - Each Double Support Tie has two color codes. The inside code identifies the proper conductor size and the leg color code identifies the insulator neck size:

Insulator identification mark (identifies insulator head size)

Black - C Neck

Yellow - F Neck

Green - J Neck



General Recommendations

To insure proper fit and service life, it is recommended that only insulators corresponding to C Neck, F Neck, or J Neck be used.

These neck diameter and groove height dimensions appear in ANSI Standard for low and medium voltage pin type insulators.

Double Support Ties are recommended as an improvement over Armor Rods secured with hand tie wire. For areas subject to both wind sway and vibration. Double Support Ties provide superior abrasion protection, to a well made hand tie - Armor Rod combination in regard to conductor fatigue.

Pad

The pad component is provided for bare conductor because it prevents contact with the insulator and compensates for insulator misalignment. With the pad. Double Support Ties not only replace armoring products but provide superior protection by eliminating rather than sacrificing outside surfaces to abrasion.

Maximum Size

Double Support Ties are available for conductors up to 1.240" O.D. depending on the insulators top groove radius.

Line Angle

On vertically mounted insulators. Double Support Ties are recommended for running line angles of up to 10 degrees.

Unbalanced Loading

Under unbalanced load conditions, the Double Support Tie has the resiliency to permit some longitudinal displacement of the conductor over the insulator without loosening the tie or damaging the conductor.

Radio Interference

The RIV characteristics of Double Support Ties are superior to those of well made hand ties when originally installed. During service-life, the pre-contoured helix assures consistent fit which has better RIV characteristics than loosened tie wire.

Tapping

Tapping over applied legs of the Double Support Tie is not recommended. Taps should be located at least 6 inches from the end of the legs.

continued



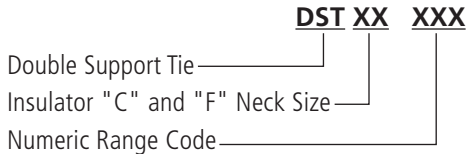


Double Support Tie

C Neck and F Neck

ACSR, All-Aluminum, Aluminum Alloy, AWAC, Compacted All-Aluminum and Compacted ACSR

Selection Information



C Neck 2-1/4" Neck Diameter ANSI Class 55-2 and 55-3 / F Neck 2-7/8" Neck Diameter ANSI Class 55-4 and 55-5 Pin Type 57-1, 57-2 and 57-3 Post Type

Insulator Identification Mark: Black/Yellow

AFL NO.	DIA. RANGE INCHES	NOMINAL CONDUCTOR SIZE	UNITS PER CARTON	WT. PER CARTON POUNDS	APPLIED LENGTH INCHES	COLOR CODE
DSTCF 062	.245-.277	#4, 6/1-7/1 #4, 7W, Aluminum Alloy	50	11	13	Orange
DSTCF 070	.278-.315	#3, 7W, Aluminum Alloy #2, 7W, All Aluminum	50	11	13	Purple
DSTCF 080	.316-.357	#2, 6/1, 7/1 #2, 7W, Aluminum Alloy #1, 6/1	50	15	14	Red
DSTCF 091	.358-.405	1/0, 7W, All Aluminum 1/0, 6/1 1/0, 7W, Aluminum Alloy	50	16	14	Yellow
DSTCF 103	.406-.459	2/0, 7W, All Aluminum 2/0, 6/1 2/0, 7W, Aluminum Alloy	50	16	15	Blue
DSTCF 117	.460-.520	2/0, 7W, All Aluminum 2/0, 6/1 2/0, 7W, Aluminum Alloy	50	23	16	Orange
DSTCF 132	.521-.588	4/0, 7W, All Aluminum 4/0, 6/1 4/0, 7W, Aluminum Alloy	50	23	17	Red
DSTCF 149	.589-.665	266.8, 37W, All Aluminum 266.8, 18/1	50	26	17	Purple
DSTCF 169	.666-.755	336.4, 19W, All Aluminum 336.4, 18/1 336.4, 37W, All Aluminum 397.5, 19W, All Aluminum 400, 19W, 37W, All Aluminum	50	28	18	Brown
DSTCF 192	.756-.855	477, 19W, 37W, All Aluminum 477, 18/1, 24/7	50	30	20	Red
DSTCF 217	.856-.968	556.5, 19W, All Aluminum 636, 18/1 700, 37W, 61W, All Aluminum	50	30	21	Blue
DSTCF 246	.969-1.096	795, 37W, 61W, All Aluminum 715.5, 24/7 795, 54/7	50	30	22	Green
DSTCF 278	1.097-1.240	954, 36/1, 54/7 1033.5, 37W, 61W, All Aluminum	50	30	23	Yellow

continued



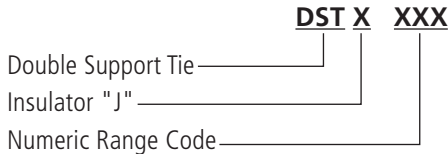


Double Support Tie

J Neck

ACSR, All-Aluminum, Aluminum Alloy, AWAC, Compacted All-Aluminum and Compacted ACSR

Selection Information



3-1/2" Diameter ANSI Class 55-6 and 55-7 Single Skirt Pin Type /56-1 Double Skirt Pin Type
Groove Height Relationship 1/4" Mill. 5/8" Max.

Insulator Identification Mark: Green

AFL NO.	DIA. RANGE INCHES	NOMINAL CONDUCTOR SIZE	UNITS PER CARTON	WT. PER CARTON POUNDS	APPLIED LENGTH INCHES	COLOR CODE
DSTJ 0620	.245-.277	#4, 6/1-7/1 #4, 7W, Aluminum Alloy	50	12	14	Orange
DSTJ 0705	.278-.315	#3, 7W, Aluminum Alloy #2, 7W, All Aluminum	50	12	14	Purple
DSTJ 0800	.316-.357	#2, 6/1, 7/1 #2, 7W, Aluminum Alloy #1, 6/1	50	16	15	Red
DSTJ 0910	.358-.405	1/0, 7W, All Aluminum 1/0, 6/1 1/0, 7W, Aluminum Alloy	50	17	15	Yellow
DSTJ 1030	.406-.459	2/0, 7W, All Aluminum 2/0, 6/1 2/0, 7W, Aluminum Alloy	50	17	16	Blue
DSTJ 1170	.460-.520	2/0, 7W, All Aluminum 2/0, 6/1 2/0, 7W, Aluminum Alloy	50	25	16	Orange
DSTJ 1325	.521-.598	4/0, 7W, All Aluminum 4/0, 6/1 4/0, 7W, Aluminum Alloy	50	25	18	Red
DSTJ 1495	.589-.665	266.8, 37W, All Aluminum 266.8, 18/1	50	30	18	Purple
DSTJ 1695	.666-.755	336.4, 19W, All Aluminum 336.4, 18/1 336.4, 37W, All Aluminum 397.5, 19W, All Aluminum 400, 19W, 37W, All Aluminum	50	30	19	Brown
DSTJ 1920	.756-.855	477, 19W, 37W, All Aluminum 477, 18/1, 24/7	50	33	21	Red
DSTJ 2175	.856-.968	556.5, 19W, All Aluminum 636, 18/1 700, 37W, 61W, All Aluminum	50	34	22	Blue
DSTJ 2460	.969-1.096	795, 37W, 61W, All Aluminum 715.5, 24/7 795, 54/7	50	37	23	Green
DSTJ 2785	1.097-1.240	954, 36/1, 54/7 1033.5, 37W, 61W, All Aluminum	50	40	24	Yellow