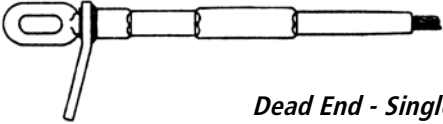

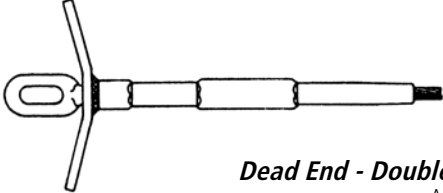
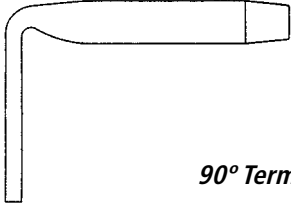

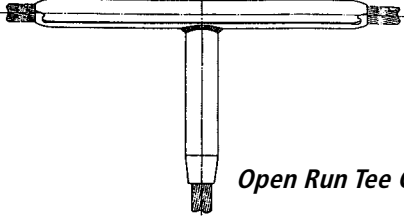
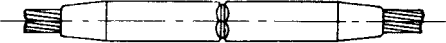
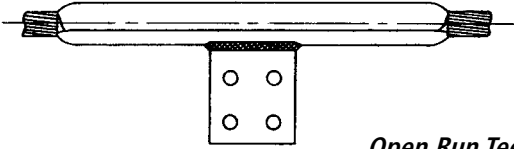



Table of Contents

ACSS, ACSS/TW Compression Accessories Overview	3	Reference Material	
ACSS Conductor Quick Reference Guide	4	NEMA Standard Pad Sizes	65
ACSS/TW Conductor Quick Reference Guide	6	Pad Width and Thickness	65
ACSS Accessories		Steel Eye Dimensions	65
Single Tongue Dead End – 33100HT Series	9	HiTemp Filler Compound Requirements.	66
Double Tongue Dead End – 33300HT Series	12	Bolt Sizes and Recommended Torque	66
Compression Joint – 33000HT Series	15	Conductor Information for ACSS Conductors.	67
Repair Sleeve – 5200HT Series	17	Conductor Information for ACSS/TW Conductors.	69
Jumper Connector – 5000HT Series	19	Installation Instructions	
Straight Connector – 5600HT Series	21	Compression Dead Ends.	71
15° Terminal Connector – 5100HT Series	23	Compression Joints	72
90° Terminal Connector – 5800HT Series	25	Repair Sleeves	73
Open Run Tee Connector – 5500HT Series	27	Jumper Connectors.	74
Open Run Tee Tap – 5300HT Series.	30	Terminal Connectors.	75
ACSS/TW Accessories		Open Run Tee Taps and Tee Connectors.	76
Single Tongue Dead End – 440000HT Series	33	Comealongs.	77
Double Tongue Dead End – 480000HT Series	36	Dampers	79
Compression Joint – 420000HT Series	39	Spacer Dampers	79
Repair Sleeve – 5200HT Series	41	Speed-Grip Spacers	80
Jumper Connector – 5000HT Series	43	Index	81
Straight Connector – 5600HT Series	45		
15° Terminal Connector – 5100HT Series	47		
90° Terminal Connector – 5800HT Series	49		
Open Run Tee Connector – 5500HT Series	52		
Open Run Tee Tap – 5300HT Series.	55		
Motion Control Accessories			
Stockbridge-type Vibration Damper – 1700 Series.	59		
Spacer-Dampers – 280000HT Series.	61		
Speed-Grip™ Spacers – 3300HT Series	63		

Table of Contents

 <p>Dead End - Single Tongue ACSS - pg. 9 ACSS/TW - pg. 33</p>	 <p>15° Terminal Connector ACSS - pg. 23 ACSS/TW - pg. 47</p>
 <p>Dead End - Double Tongue ACSS - pg. 12 ACSS/TW - pg. 36</p>	 <p>90° Terminal Connector ACSS - pg. 25 ACSS/TW - pg. 49</p>
 <p>Compression Joint ACSS - pg. 15 ACSS/TW - pg. 39</p>	 <p>Open Run Tee Connector ACSS - pg. 27 ACSS/TW - pg. 52</p>
 <p>Jumper Connector ACSS - pg. 19 ACSS/TW - pg. 43</p>	 <p>Open Run Tee Tap ACSS - pg. 30 ACSS/TW - pg. 55</p>
 <p>Straight Terminal Connector ACSS - pg. 21 ACSS/TW - pg. 45</p>	

For ACSS and ACSS/TW Conductor



Why use ACSS or ACSS/TW?

Demand for power continues to increase at an alarming rate, forcing utilities to put greater and greater electrical loads on their existing lines. However, most existing transmission circuits have been designed for operation at or below 93°C. ACSR, the most commonly used conductor, cannot handle the higher temperatures resulting from increased current loads. Additional transmission lines are not a cost effective alternative. With the increasing de-regulation pressures, rising construction costs, and right-of-way scarcity, another option is needed. In response to this need, ACSS and ACSS/TW conductors were developed. These conductors allow utilities to increase the amount of current up to 40%. Instead of building new transmission lines, new ACSS and ACSS/TW conductors can replace existing ACSR conductor, thus allowing utilities to increase energy output.

However, with the increased power from ACSS and ACSS/TW conductors, standard compression accessories could not handle the elevated temperatures and work loads. In response, AFL developed the HiTemp Product Line, consisting of compression and motion control accessories, pulling grips, and high temperature compounds.

Features

Engineered Solution

AFL has specially designed and engineered this product line to provide improved heat dissipation. The HiTemp Compression Accessories are designed to operate 25-30% cooler than the conductor, extending its life. The HiTemp product line is rated for operation up to 250°C.

Specially Tempered Aluminum

HiTemp Compression Accessories are fabricated from a specially tempered aluminum that will transfer elevated current and dissipate increased heat more efficiently.

High Strength Steel

The High Strength Steel Eyes and Sleeves maintain a permanent connection to the conductor core. The steel will not weaken at elevated temperatures and ensures 95% of the ASTM rated conductor strength.

Standard AH and SH Dies

The same AH and SH compression dies used on AFL's Standard Compression Accessories are used on HiTemp Compression Accessories.

HiTemp Motion Control

AFL has engineered a full line of motion control accessories for ACSS and ACSS/TW conductors. These accessories are designed to control aeolian vibration and wake-induced oscillation under the increased operating temperatures of ACSS and ACSS/TW conductors.

HiTemp AFL Filler Compound (AFCHT)

AFL has designed HiTemp AFL Filler Compound (AFCHT), a moisture inhibitor compound that will not deteriorate at the increased operating temperatures of ACSS and ACSS/TW conductors.

Proven Excellence

AFL designed the first accessories for ACSS, formally known as SSAC, in 1978. AFL has superior knowledge through years of experience to provide assistance on ACSS and ACSS/TW accessories.



Quick Reference Guide for ACSS Conductor

Code Word	Conductor			Compression Accessories Catalog Numbers												
	Size kcmil	Stranding Al/St	Dia. in	Dead End Assembly	Dead End Body - Single Tongue	Steel Eye	15° Terminal	Joint Assembly	Joint Aluminum Body	Joint Steel Sleeve	Jumper Connector	Straight Terminal	90° Terminal	Repair Sleeve	Open Run Tee Tap	Open Run Tee Connector
WoodCock/ACSS	336.4	22/7	0.701	E33109HT	8120.781CHT	9176.228	5120.781HT	33010HT	8020.781HT	4076.228	5020.781HT	5620.781HT	5820.781HT	5220.3HT	5320.3HT	5520.3-20.781HT
Linnet/ACSS	336.4	26/7	0.720	E33113HT	8120.812CHT	9110.277	5120.812HT	33014HT	8020.812HT	4010.277	5020.812HT	5620.812HT	5820.812HT	5220.3HT	5320.3HT	5520.3-20.812HT
Oriole/ACSS	336.4	30/7	0.741	E33114HT	8120.781CHT	9110.332	5120.781HT	33015HT	8020.781HT	4010.332	5020.781HT	5620.781HT	5820.781HT	5220.3HT	5320.3HT	5520.3-20.781HT
Ptarmigan/ACSS	397.5	20/7	0.752	E33115HT	8120.812CHT	9110.231	5120.812HT	33016HT	8020.812HT	4010.231	5020.812HT	5620.812HT	5820.812HT	5220.3HT	5320.3HT	5520.3-20.812HT
Brant/ACSS	397.5	24/7	0.772	E33116HT	8120.812CHT	9110.261	5120.812HT	33082HT	8020.812HT	4010.261	5020.812HT	5620.812HT	5820.812HT	5220.3HT	5320.3HT	5520.3-20.812HT
Ibis/ACSS	397.5	26/7	0.783	E33117HT	8120.844HT	9110.302	5120.844HT	33017HT	8020.844HT	4010.302	5020.844HT	5620.844HT	5820.844HT	5220.3HT	5320.3HT	5520.3-20.844HT
Lark/ACSS	397.5	30/7	0.806	E33118HT	8120.844HT	9112.359	5120.844HT	33018HT	8020.844HT	4012.359	5020.844HT	5620.844HT	5820.844HT	5220.3HT	5320.3HT	5520.3-20.844HT
Tailorbird/ACSS	477.0	20/7	0.823	E33119HT	8120.875HT	9210.231	5120.875HT	33019HT	8020.875HT	4010.231	5020.875HT	5620.875HT	5820.875HT	5220.3HT	5320.3HT	5520.3-20.875HT
Flicker/ACSS	477.0	24/7	0.846	E33120HT	8124.938HT	9110.295	5124.938HT	33021HT	8024.938HT	4010.295	5024.938HT	5624.938HT	5824.938HT	5224.3HT	5324.3HT	5524.3-24.938HT
Hawk/ACSS	477.0	26/7	0.858	E33121HT	8124.938HT	9112.332	5124.938HT	33022HT	8024.938HT	4012.332	5024.938HT	5624.938HT	5824.938HT	5224.3HT	5324.3HT	5524.3-24.938HT
Hen/ACSS	477.0	30/7	0.883	E33122HT	8124.938CHT	9212.397	5124.938HT	33023HT	8024.938HT	4012.397	5024.938HT	5624.938HT	5824.938HT	5224.3HT	5324.3HT	5524.3-24.938HT
Sapsucker/ACSS	556.5	22/7	0.901	E33123HT	8124.969HT	9210.277	5124.969HT	33024HT	8024.969HT	4010.277	5024.969HT	5624.969HT	5824.969HT	5224.3HT	5324.3HT	5524.3-24.969HT
Parakeet/ACSS	556.5	24/7	0.914	E33124HT	8124.969HT	9210.316	5124.969HT	33025HT	8024.969HT	4010.316	5024.969HT	5624.969HT	5824.969HT	5224.3HT	5324.3HT	5524.3-24.969HT
Dove/ACSS	556.5	26/7	0.927	E33125HT	8124.969HT	9212.359	5124.969HT	33026HT	8024.969HT	4012.359	5024.969HT	5624.969HT	5824.969HT	5224.3HT	5324.3HT	5524.3-24.969HT
Eagle/ACSS	556.5	30/7	0.953	E33126HT	8127.100CHT	9314.432	5127.100HT	33027HT	8027.100HT	4014.432	5027.100HT	5627.100HT	5827.100HT	5227.3HT	5327.3HT	5527.3-27.100HT
Peacock/ACSS	605.0	24/7	0.953	E33127HT	8127.100HT	9212.332	5127.100HT	33028HT	8027.100HT	4012.332	5027.100HT	5627.100HT	5827.100HT	5227.3HT	5327.3HT	5527.3-27.100HT
Squab/ACSS	605.0	26/7	0.966	E33128HT	8127.100HT	9212.377	5127.100HT	33029HT	8027.100HT	4012.377	5027.100HT	5627.100HT	5827.100HT	5227.3HT	5327.3HT	5527.3-27.100HT
Wood Duck/ACSS	605.0	30/7	0.994	E33130HT	8127.106HT	9314.441	5127.106HT	33086HT	8027.106HT	4014.441	5027.106HT	5627.106HT	5827.106HT	5227.3HT	5327.3HT	5527.3-27.106HT
Teal/ACSS	605.0	30/19	0.994	E33129HT	8127.106HT	9314.441	5127.106HT	33030HT	8027.106HT	4014.441	5027.106HT	5627.106HT	5827.106HT	5227.3HT	5327.3HT	5527.3-27.106HT
Goldfinch/ACSS	636.0	22/7	0.963	E33131HT	8127.106HT	9210.295	5127.106HT	33031HT	8027.106HT	4010.295	5027.106HT	5627.106HT	5827.106HT	5227.3HT	5327.3HT	5527.3-27.106HT
Rook/ACSS	636.0	24/7	0.977	E33132HT	8127.106HT	9212.344	5127.106HT	33032HT	8027.106HT	4012.344	5027.106HT	5627.106HT	5827.106HT	5227.3HT	5327.3HT	5527.3-27.106HT
Grosbeak/ACSS	636.0	26/7	0.990	E33133HT	8127.106HT	9212.386	5127.106HT	33033HT	8027.106HT	4012.386	5027.106HT	5627.106HT	5827.106HT	5227.3HT	5327.3HT	5527.3-27.106HT
Scoter/ACSS	636.0	30/7	1.019	E33182HT	8127.106HT	9314.453	5127.106HT	33087HT	8027.106HT	4014.453	5027.106HT	5627.106HT	5827.106HT	5227.3HT	5327.3HT	5527.3-27.106HT
Egret/ACSS	636.0	30/19	1.019	E33134HT	8127.106HT	9314.453	5127.106HT	33034HT	8027.106HT	4014.453	5027.106HT	5627.106HT	5827.106HT	5227.3HT	5327.3HT	5527.3-27.106HT
Flamingo/ACSS	666.6	24/7	1.000	E33135HT	8127.106HT	9212.351	5127.106HT	33035HT	8027.106HT	4012.351	5027.106HT	5627.106HT	5827.106HT	5227.3HT	5327.3HT	5527.3-27.106HT
Gannet/ACSS	666.6	26/7	1.014	E33183HT	8127.106HT	9314.397	5127.106HT	33036HT	8027.106HT	4014.397	5027.106HT	5627.106HT	5827.106HT	5227.3HT	5327.3HT	5527.3-27.106HT
Stilt/ACSS	715.5	24/7	1.036	E33136HT	8130.109HT	9312.359	5130.109HT	33084HT	8030.109HT	4012.359	5030.109HT	5630.109HT	5830.109HT	5230.3HT	5330.3HT	5530.3-30.109HT
Starling/ACSS	715.5	26/7	1.051	E33137HT	8130.116HT	9314.406	5130.116HT	33037HT	8030.116HT	4014.406	5030.116HT	5630.116HT	5830.116HT	5230.3HT	5330.3HT	5530.3-30.116HT
Redwing/ACSS	715.5	30/19	1.081	E33138HT	8130.116HT	9316.500	5130.116HT	33038HT	8030.116HT	4016.500	5030.116HT	5630.116HT	5830.116HT	5230.3HT	5330.3HT	5530.3-30.116HT
Cuckoo/ACSS	795.0	24/7	1.092	E33141HT	8130.116HT	9312.386	5130.116HT	33085HT	8030.116HT	4012.386	5030.116HT	5630.116HT	5831.116HT	5230.3HT	5330.3HT	5530.3-30.116HT
Drake/ACSS	795.0	26/7	1.108	E33142HT	8130.122HT	9314.432	5130.122HT	33043HT	8030.122HT	4014.432	5030.122HT	5630.122HT	5830.122HT	5230.3HT	5330.3HT	5530.3-30.122HT
Macaw/ACSS	795.0	42/7	1.055	E33144HT	8130.116HT	9310.261	5130.116HT	33041HT	8030.116HT	4010.261	5030.116HT	5630.116HT	5830.116HT	5230.3HT	5330.3HT	5530.3-30.116HT
Tern/ACSS	795.0	45/7	1.063	E33140HT	8130.116HT	9310.277	5130.116HT	33040HT	8030.116HT	4010.277	5030.116HT	5630.116HT	5830.116HT	5230.3HT	5330.3HT	5530.3-30.116HT
Condor/ACSS	795.0	54/7	1.092	E33141HT	8130.116HT	9312.386	5130.116HT	33042HT	8030.116HT	4012.386	5030.116HT	5630.116HT	5830.116HT	5230.3HT	5330.3HT	5530.3-30.116HT
Mallard/ACSS	795.0	30/19	1.140	E33143HT	8130.122HT	9416.516	5130.122HT	33044HT	8030.122HT	4016.516	5030.122HT	5630.122HT	5830.122HT	5230.3HT	5330.3HT	5530.3-30.122HT
Ruddy/ACSS	900.0	45/7	1.131	E33145HT	8130.122HT	9310.302	5130.122HT	33047HT	8030.122HT	4010.302	5030.122HT	5630.122HT	5831.122HT	5230.3HT	5330.3HT	5530.3-30.123HT
Canary/ACSS	900.0	54/7	1.162	E33146HT	8130.122HT	9414.406	5130.122HT	33046HT	8030.122HT	4014.406	5030.122HT	5630.122HT	5830.122HT	5230.3HT	5330.3HT	5530.3-30.122HT
Corncrake/ACSS	954.0	20/7	1.165	E33147HT	8130.125HT	9412.309	5130.125HT	33045HT	8030.125HT	4012.309	5030.125HT	5630.125HT	5830.125HT	5230.3HT	5330.3HT	5530.3-30.125HT
Redbird/ACSS	954.0	24/7	1.196	E33184HT	8130.125HT	9414.432	5130.125HT	33088HT	8030.125HT	4014.432	5030.125HT	5630.125HT	5830.125HT	5230.3HT	5330.3HT	5530.3-30.125HT
Rail/ACSS	954.0	45/7	1.165	E33148HT	8130.122HT	9410.302	5130.122HT	33047HT	8030.122HT	4010.302	5030.122HT	5630.122HT	5830.122HT	5230.3HT	5330.3HT	5530.3-30.122HT
Towhee/ACSS	954.0	48/7	1.175	E33149HT	8130.125HT	9412.344	5130.125HT	33089HT	8030.125HT	4012.344	5030.125HT	5630.125HT	5830.125HT	5230.3HT	5330.3HT	5530.3-30.125HT
Cardinal/ACSS	954.0	54/7	1.196	E33150HT	8130.125HT	9414.422	5130.125HT	33049HT	8030.125HT	4014.422	5030.125HT	5630.125HT	5830.125HT	5230.3HT	5330.3HT	5530.3-30.125HT
Canvasback/ACSS	954.0	30/19	1.248	E33151HT	8134.134CHT	E9718.578	5134.134HT	33090HT	8034.134HT	4018.578	5034.134HT	5634.134HT	5834.134HT	5234.3HT	5334.3HT	5534.3-30.134HT

Quick Reference Guide for ACSS Conductor (continued)

Code Word	Conductor			Compression Accessories Catalog Numbers												
	Size kcmil	Stranding Al/St	Dia. in	Dead End Assembly	Dead End Body - Single Tongue	Steel Eye	15° Terminal	Joint Assembly	Joint Aluminum Body	Joint Steel Sleeve	Jumper Connector	Straight Terminal	90° Terminal	Repair Sleeve	Open Run Tee Tap	Open Run Tee Connector
Snowbird/ACSS	1033.5	42/7	1.203	E33153HT	8134.128HT	9410.277	5134.128HT	33091HT	8034.128HT	4010.277	5034.128HT	5634.128HT	5834.128HT	5234.3HT	5334.3HT	5534.3-34.128HT
Ortolan/ACSS	1033.5	45/7	1.212	E33152HT	8134.128HT	9410.316	5134.128HT	33050HT	8034.128HT	4010.316	5034.128HT	5634.128HT	5834.128HT	5234.3HT	5334.3HT	5534.3-34.128HT
Curlew/ACSS	1033.5	54/7	1.245	E33154HT	8134.134HT	9414.432	5134.134HT	33052HT	8034.134HT	4014.432	5034.134HT	5634.134HT	5834.134HT	5234.3HT	5334.3HT	5534.3-34.134HT
Bluejay/ACSS	1113.0	45/7	1.259	E33155HT	8134.134HT	9412.332	5134.134HT	33053HT	8034.134HT	4012.332	5034.134HT	5634.134HT	5834.134HT	5234.3HT	5334.3HT	5534.3-34.134HT
Finch/ACSS	1113.0	54/19	1.293	E33157HT	8134.138CHT	E9614.453	5134.138HT	33055HT	8034.138HT	4014.453	5034.138HT	5634.138HT	5834.138HT	5234.3HT	5334.3HT	5534.3-34.138HT
Bunting/ACSS	1192.5	45/7	1.302	E33158HT	8134.138HT	E9512.344	5134.138HT	33056HT	8034.138HT	4012.344	5034.138HT	5634.138HT	5834.138HT	5234.3HT	5334.3HT	5534.3-34.138HT
Grackle/ACSS	1192.5	54/19	1.338	E33159HT	8136.144CHT	E9614.453	5136.144HT	33058HT	8036.144HT	4014.453	5036.144HT	5636.144HT	5836.144HT	5236.3HT	5336.3HT	5536.6-36.144HT
Blittern/ACSS	1272.0	45/7	1.345	E33161HT	8136.144HT	E9512.351	5136.144HT	33059HT	8036.144HT	4012.351	5036.144HT	5636.144HT	5836.144HT	5236.3HT	5336.3HT	5536.3-36.144HT
Diver/ACSS	1272.0	48/7	1.357	E33162HT	8136.144CHT	E9614.406	5136.144HT	33054HT	8036.144HT	4014.406	5036.144HT	5636.144HT	5836.144HT	5236.3HT	5336.3HT	5536.3-36.144HT
Pheasant/ACSS	1272.0	54/19	1.382	E33163HT	8136.147HT	E9616.500	5136.147HT	33061HT	8036.147HT	4016.500	5036.147HT	5636.147HT	5836.147HT	5236.3HT	5336.3HT	5536.3-36.147HT
Dipper/ACSS	1351.5	45/7	1.386	E33164HT	8136.147HT	E9612.377	5136.147HT	33062HT	8036.147HT	4012.377	5036.147HT	5636.147HT	5836.147HT	5236.3HT	5336.3HT	5536.3-36.147HT
Martin/ACSS	1351.5	54/19	1.424	E33166HT	8138.150HT	E9616.500	5138.150HT	33064HT	8038.150HT	4016.500	5038.150HT	5638.150HT	5838.150HT	5238.3HT	5338.3HT	5538.3-38.150HT
Bobolink/ACSS	1431.0	45/7	1.427	E33167HT	8138.150HT	E9612.377	5138.150HT	33065HT	8038.150HT	4012.377	5038.150HT	5638.150HT	5838.150HT	5238.3HT	5338.3HT	5538.3-38.150HT
Plover/ACSS	1431.0	54/19	1.465	E33169HT	8138.156HT	E9616.516	5138.156HT	33067HT	8038.156HT	4016.516	5038.156HT	5638.156HT	5838.156HT	5238.3HT	5338.3HT	5538.3-38.156HT
Nuthatch/ACSS	1510.0	45/7	1.466	E33170HT	8138.156HT	E9612.386	5138.156HT	33068HT	8038.156HT	4012.386	5038.156HT	5638.156HT	5838.156HT	5238.3HT	5338.3HT	5538.3-38.157HT
Parrot/ACSS	1510.0	54/19	1.505	E33172HT	8140.162HT	E9616.531	5140.162HT	33070HT	8040.162HT	4016.531	5040.162HT	5640.162HT	5840.162HT	5240.3HT	5340.3HT	5540.3-40.162HT
Ratite/ACSS	1590.0	42/7	1.492	E33171HT	8140.162HT	E9612.344	5140.162HT	33069HT	8040.162HT	4012.344	5040.162HT	5640.162HT	5840.162HT	5240.3HT	5340.3HT	5540.3-40.162HT
Lapwing/ACSS	1590.0	45/7	1.504	E33173HT	8140.162HT	E9612.397	5140.162HT	33071HT	8040.162HT	4012.397	5040.162HT	5640.162HT	5840.162HT	5240.3HT	5340.3HT	5540.3-40.162HT
Falcon/ACSS	1590.0	54/19	1.544	E33174HT	8140.162HT	E9718.546	5140.162HT	33072HT	8040.162HT	4018.546	5040.162HT	5640.162HT	5840.162HT	5240.3HT	5340.3HT	5540.3-40.162HT
Chukar/ACSS	1780.0	84/19	1.602	E33175HT	8142.178HT	E9714.453	5142.178HT	33073HT	8042.178HT	4014.453	5042.178HT	5642.178HT	5842.178HT	5242.3HT	5342.3HT	5542.3-42.178HT
Mockingbird/ACSS	2034.5	72/7	1.681	E33176HT	8142.178CHT	E9814.359	5142.178HT	33074HT	8042.178HT	4014.359	5042.178HT	5642.178HT	5842.178HT	5242.3HT	5342.3HT	5542.3-42.178HT
Roadrunner/ACSS	2057.0	76/19	1.700	E33177HT	8142.178CHT	E9814.422	5142.178HT	33075HT	8042.178HT	4014.422	5042.178HT	5642.178HT	5842.178HT	5242.3HT	5342.3HT	5542.3-42.178HT
Bluebird/ACSS	2156.0	84/19	1.762	E33178HT	8144.184HT	E9816.516	5144.184HT	33076HT	8044.184HT	4016.516	5044.184HT	5644.184HT	5844.184HT	5244.3HT	5344.3HT	5544.3-44.184HT
Kiwi/ACSS	2167.0	72/7	1.737	E33179HT	8144.181HT	E9812.377	5144.181HT	33077HT	8044.181HT	4012.377	5044.181HT	5644.181HT	5844.181HT	5244.3HT	5344.3HT	5544.3-44.181HT
Thrasher/ACSS	2312.0	76/19	1.802	E33180HT	8144.188HT	E9814.422	5144.188HT	33078HT	8044.188HT	4014.422	5044.188HT	5644.188HT	5844.188HT	5244.3HT	5344.3HT	5544.3-44.188HT
Joreel/ACSS	2515.0	76/19	1.880	E33181HT	8148.197HT	E9814.453	5148.197HT	33080HT	8048.197HT	4014.453	5048.197HT	5648.197HT	5848.197HT	5248.3HT	5348.3HT	5548.3-48.197HT

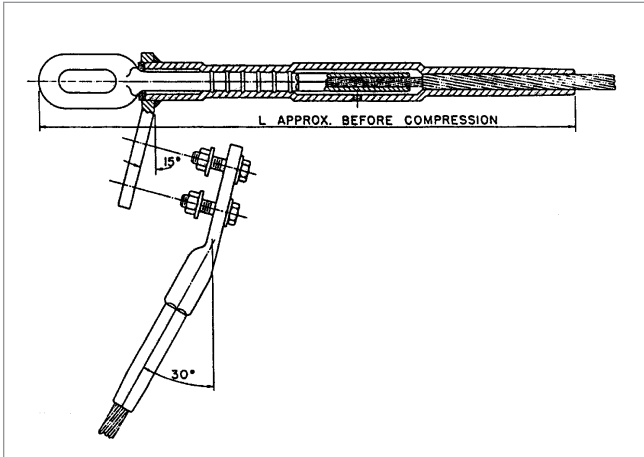
Quick Reference Guide for ACSS/TW Conductor

Conductor					Compression Accessories Catalog Numbers												
Code Name	Size	Type	Stranding	Dia.	Dead End Assembly	Dead End Body-Single Tongue	Steel Eye	15° Terminal	Joint Assembly	Joint Aluminum Body	Joint Steel Sleeve	Jumper Connector	Straight Terminal	90° Terminal	Repair Sleeve	Open Run Tee Tap	Open Run Tee Connector
	kcml																
Oriole/ACSS/TW	336.4	23	18/7	0.693	E440693HT	8120.781HT	9110.332	5120.781HT	420693HT	8020.781HT	4010.332	5020.781HT	5620.781HT	5820.781HT	5220.3HT	5320.3HT	5520.3-20.781HT
Flicker/ACSS/TW	477.0	13	18/7	0.776	E440776HT	8124.938HT	9110.295	5124.938HT	420776HT	8024.938HT	4010.240	5024.938HT	5624.938HT	5824.938HT	5224.3HT	5324.3HT	5524.3-24.938HT
Hawk/ACSS/TW	477.0	16	18/7	0.789	E440789HT	8124.938HT	9112.332	5124.938HT	420789HT	8024.938HT	4012.332	5024.938HT	5624.938HT	5824.938HT	5224.3HT	5324.3HT	5524.3-24.938HT
Hen/ACSS/TW	477.0	23	18/7	0.825	E440825HT	8124.938CHT	9212.397	5124.938HT	420825HT	8024.938HT	4012.397	5024.938HT	5624.938HT	5824.938HT	5224.3HT	5324.3HT	5524.3-24.938HT
Parakeet/ACSS/TW	556.5	13	18/7	0.835	E440835HT	8124.969HT	9210.316	5124.969HT	420835HT	8024.969HT	4010.316	5024.969HT	5624.969HT	5824.969HT	5224.3HT	5324.3HT	5524.3-24.969HT
Dove/ACSS/TW	556.5	16	20/7	0.852	E440852HT	8124.969HT	9212.359	5124.969HT	420852HT	8024.969HT	4012.359	5024.969HT	5624.969HT	5824.969HT	5224.3HT	5324.3HT	5524.3-24.969HT
Calumet/ACSS/TW	565.3	16	18/7	0.858	E440858HT	8124.969HT	9212.359	5124.969HT	420858HT	8024.969HT	4012.359	5024.969HT	5624.969HT	5824.969HT	5224.3HT	5324.3HT	5524.3-24.969HT
Mohawk/ACSS/TW	571.7	13	18/7	0.846	E440846HT	8124.969HT	9212.332	5124.969HT	420846HT	8024.969HT	4012.332	5024.969HT	5624.969HT	5824.969HT	5224.3HT	5324.3HT	5524.3-24.969HT
Rook/ACSS/TW	636.0	13	19/7	0.890	E440890HT	8127.106HT	9212.344	5127.106HT	42089HT	8027.106HT	4012.344	5027.106HT	5627.106HT	5827.106HT	5227.3HT	5327.3HT	5527.3-27.106HT
Grosbeak/ACSS/TW	636.0	16	20/7	0.908	E440908HT	8127.106HT	9212.386	5127.106HT	420908HT	8027.106HT	4012.386	5027.106HT	5627.106HT	5827.106HT	5227.3HT	5327.3HT	5527.3-27.106HT
Scoter/ACSS/TW	636.0	23	18/7	0.953	E440953HT	8127.106HT	9214.484	5127.106HT	420953HT	8027.106HT	4014.484	5027.106HT	5627.106HT	5827.106HT	5227.3HT	5327.3HT	5527.3-27.106HT
Oswego/ACSS/TW	664.8	16	20/7	0.927	E440927HT	8127.106CHT	9312.391	5127.106HT	420927HT	8027.106HT	4012.391	5027.106HT	5627.106HT	5827.106HT	5227.3HT	5327.3HT	5527.3-27.106HT
Mystic/ACSS/TW	666.6	13	20/7	0.913	E440913HT	8127.106CHT	9312.351	5127.106HT	420913HT	8027.106HT	4012.351	5027.106HT	5627.106HT	5827.106HT	5227.3HT	5327.3HT	5527.3-27.106HT
Wabash/ACSS/TW	762.8	16	20/7	0.990	E440990HT	8130.116HT	9314.432	5130.116HT	420990HT	8030.116HT	4014.432	5030.116HT	5630.116HT	5830.116HT	5230.3HT	5330.3HT	5530.3-30.116HT
Maumee/ACSS/TW	768.2	13	20/7	0.977	E440977HT	8130.116HT	9314.381	5130.116HT	420977HT	8030.116HT	4014.381	5030.116HT	5630.116HT	5830.116HT	5230.3HT	5330.3HT	5530.3-30.116HT
Tern/ACSS/TW	795.0	7	17/7	0.960	E440960HT	8130.116HT	9310.277	5130.116HT	420960HT	8030.116HT	4010.277	5030.116HT	5630.116HT	5830.116HT	5230.3HT	5330.3HT	5530.3-30.116HT
Puffin/ACSS/TW	795.0	10	18/7	0.980	E440980HT	8130.116HT	9312.351	5130.116HT	420980HT	8030.116HT	4012.351	5030.116HT	5630.116HT	5830.116HT	5230.3HT	5330.3HT	5530.3-30.116HT
Condor/ACSS/TW	795.0	13	20/7	0.993	E440993HT	8130.116HT	9312.386	5130.116HT	420993HT	8030.116HT	4012.386	5030.116HT	5630.116HT	5830.116HT	5230.3HT	5330.3HT	5530.3-30.116HT
Drake/ACSS/TW	795.0	16	20/7	1.010	E441010HT	8130.116HT	9314.432	5130.116HT	421010HT	8030.116HT	4014.432	5030.116HT	5630.116HT	5830.116HT	5230.3HT	5330.3HT	5530.3-30.116HT
Canary/ACSS/TW	900.0	13	30/7	1.080	E441080HT	8130.122HT	9414.406	5130.122HT	421080HT	8030.122HT	4014.406	5030.122HT	5630.122HT	5830.122HT	5230.3HT	5330.3HT	5530.3-30.122HT
Fraser/ACSS/TW	946.7	10	35/7	1.077	E441077HT	8130.122HT	9412.359	5130.122HT	421077HT	8030.122HT	4012.359	5030.122HT	5630.122HT	5830.122HT	5230.3HT	5330.3HT	5530.3-30.122HT
Phoenix/ACSS/TW	954.0	5	30/7	1.044	E441044HT	8130.122HT	9412.277	5130.122HT	421044HT	8030.122HT	4012.277	5030.122HT	5630.122HT	5830.122HT	5230.3HT	5330.3HT	5530.3-30.122HT
Rail/ACSS/TW	954.0	7	32/7	1.061	E441061HT	8130.122HT	9410.323	5130.122HT	421061HT	8030.122HT	4010.323	5030.122HT	5630.122HT	5830.122HT	5230.3HT	5330.3HT	5530.3-30.122HT
Cardinal/ACSS/TW	954.0	13	20/7	1.084	E441084HT	8130.125HT	9414.422	5130.125HT	421084HT	8030.125HT	4014.422	5030.125HT	5630.125HT	5830.125HT	5230.3HT	5330.3HT	5530.3-30.125HT
Kettle/ACSS/TW	957.2	7	32/7	1.060	E441060HT	8130.122HT	9412.316	5130.122HT	421060HT	8030.122HT	4012.316	5030.122HT	5630.122HT	5830.122HT	5230.3HT	5330.3HT	5530.3-30.122HT
Suwannee/ACSS/TW	959.6	16	22/7	1.108	E441108HT	8130.122HT	9314.453	5130.122HT	421108HT	8030.122HT	4014.453	5030.122HT	5630.122HT	5830.122HT	5230.3HT	5330.3HT	5530.3-30.122HT
Columbia/ACSS/TW	966.2	13	21/7	1.092	E441092HT	8130.122HT	9414.441	5130.122HT	421092HT	8030.122HT	4014.441	5030.122HT	5630.122HT	5830.122HT	5230.3HT	5330.3HT	5530.3-30.122HT
Snowbird/ACSS/TW	1033.5	5	30/7	1.089	E441089HT	8134.128HT	9412.277	5134.128HT	421089HT	8034.128HT	4012.277	5034.128HT	5634.128HT	5834.128HT	5234.3HT	5334.3HT	5534.3-34.128HT
Ortolan/ACSS/TW	1033.5	7	32/7	1.102	E441102HT	8134.128HT	9410.324	5134.128HT	421102HT	8034.128HT	4010.324	5034.128HT	5634.128HT	5834.128HT	5234.3HT	5334.3HT	5534.3-34.128HT
Curlew/ACSS/TW	1033.5	13	22/7	1.128	E441128HT	8134.134CHT	9614.441	5134.134HT	421128HT	8034.134HT	4014.441	5034.134HT	5634.134HT	5834.134HT	5234.3HT	5334.3HT	5534.3-34.134HT
—	1080.0	7	20/7	1.131	E441131HT	8134.128HT	9412.332	5134.128HT	421131HT	8034.128HT	4012.332	5034.128HT	5634.128HT	5834.128HT	5234.3HT	5334.3HT	5534.3-34.128HT
Avocet/ACSS/TW	1113.0	5	30/7	1.129	E441129HT	8134.128HT	9412.290	5134.134HT	421129HT	8034.128HT	4012.290	5034.128HT	5634.128HT	5834.128HT	5234.3HT	5334.3HT	5534.3-34.128HT
Bluejay/ACSS/TW	1113.0	7	33/7	1.143	E441143HT	8134.134HT	9512.332	5134.134HT	421143HT	8034.134HT	4012.332	5034.134HT	5634.134HT	5834.134HT	5234.3HT	5334.3HT	5534.3-34.134HT
Finch/ACSS/TW	1113.0	13	38/19	1.185	E441185HT	8134.134CHT	9614.453	5134.134HT	421185HT	8034.134HT	4014.453	5034.134HT	5634.134HT	5834.134HT	5234.3HT	5334.3HT	5534.3-34.134HT
Genesee/ACSS/TW	1158.0	7	33/7	1.165	E441165HT	8134.134HT	9412.351	5134.134HT	421165HT	8034.134HT	4012.351	5034.134HT	5634.134HT	5834.134HT	5234.3HT	5334.3HT	5534.3-34.134HT
Hudson/ACSS/TW	1158.4	13	26/7	1.196	E441196HT	8134.138CHT	9614.484	5134.138HT	421196HT	8034.138HT	4014.484	5034.138HT	5634.138HT	5834.138HT	5234.3HT	5334.3HT	5534.3-34.138HT
Cheyenne/ACSS/TW	1168.1	5	30/7	1.155	E441155HT	8134.134HT	9412.295	5134.134HT	421155HT	8034.134HT	4012.295	5034.134HT	5634.134HT	5834.134HT	5234.3HT	5334.3HT	5534.3-34.134HT
Oxbird/ACSS/TW	1192.5	5	30/7	1.167	E441167HT	8134.138HT	9512.302	5134.138HT	421167HT	8034.138HT	4012.302	5034.138HT	5634.138HT	5834.138HT	5234.3HT	5334.3HT	5534.3-34.138HT
Bunting/ACSS/TW	1192.5	7	33/7	1.181	E441181HT	8134.138HT	9512.344	5134.138HT	421181HT	8034.138HT	4012.344	5034.138HT	5634.138HT	5834.138HT	5234.3HT	5334.3HT	5534.3-34.138HT
Grackle/ACSS/TW	1192.5	13	38/19	1.225	E441225HT	8136.144CHT	9614.484	5136.144HT	421225HT	8036.144HT	4014.484	5036.144HT	5636.144HT	5836.144HT	5236.3HT	5336.3HT	5536.3-36.144HT

Quick Reference Guide for ACSS/TW Conductor (continued)

Conductor					Compression Accessories Catalog Numbers												
Code Name	Size	Type	Stranding	Dia.	Dead End Assembly	Dead End Body-Single Tongue	Steel Eye	15° Terminal	Joint Assembly	Joint Aluminum Body	Joint Steel Sleeve	Jumper Connector	Straight Terminal	90° Terminal	Repair Sleeve	Open Run Tee Tap	Open Run Tee Connector
	kcmil		Al/St	in													
Yukon/ACSS/TW	1233.6	13	38/19	1.245	E441245HT	8134.138CHT	E9614.500	5134.138HT	421245HT	8034.138HT	4014.500	5034.138HT	5634.138HT	5834.138HT	5234.3HT	5334.3HT	5534.3-34.138HT
Nelson/ACSS/TW	1257.1	7	35/7	1.213	E441213HT	8134.138HT	E9512.351	5134.138HT	421213HT	8034.138HT	4012.351	5034.138HT	5634.138HT	5834.138HT	5234.3HT	5334.3HT	5534.3-34.138HT
Scissortail/ACSS/TW	1272.0	5	30/7	1.202	E441202HT	8136.144HT	E9512.316	5136.144HT	421202HT	8036.144HT	4012.316	5036.144HT	5636.144HT	5836.144HT	5236.3HT	5336.3HT	5536.3-36.144HT
Catawba/ACSS/TW	1272.0	5	30/7	1.203	E441203HT	8134.138HT	E9512.316	5134.138HT	421203HT	8034.138HT	4012.351	5034.138HT	5634.138HT	5834.138HT	5234.3HT	5334.3HT	5534.3-34.138HT
Bittern/ACSS/TW	1272.0	7	35/7	1.220	E441220HT	8136.144HT	E9512.351	5136.144HT	421220HT	8036.144HT	4012.351	5036.144HT	5636.144HT	5836.144HT	5236.3HT	5336.3HT	5536.3-36.144HT
Pheasant/ACSS/TW	1272.0	13	39/19	1.264	E441264HT	8136.147HT	E9616.500	5136.147HT	421264HT	8036.147HT	4016.500	5036.147HT	5636.147HT	5836.147HT	5236.3HT	5336.3HT	5536.3-36.147HT
Thames/ACSS/TW	1334.6	13	39/19	1.290	E441290HT	8136.144CHT	E9614.516	5136.144HT	421290HT	8036.144HT	4014.516	5036.144HT	5636.144HT	5836.144HT	5236.3HT	5336.3HT	5536.3-36.144HT
Dipper/ACSS/TW	1351.5	7	35/7	1.256	E441256HT	8136.147HT	E9612.377	5136.147HT	421256HT	8036.147HT	4012.377	5036.147HT	5636.147HT	5836.147HT	5236.3HT	5336.3HT	5536.3-36.147HT
Martin/ACSS/TW	1351.5	13	39/19	1.300	E441300HT	8138.150HT	E9616.500	5138.150HT	421300HT	8038.150HT	4016.500	5038.150HT	5638.150HT	5838.150HT	5238.3HT	5338.3HT	5538.3-38.150HT
Mackenzie/ACSS/TW	1359.7	7	36/7	1.259	E441259HT	8136.144HT	E9512.359	5136.144HT	421259HT	8036.144HT	4012.359	5036.144HT	5636.144HT	5836.144HT	5236.3HT	5336.3HT	5536.3-36.144HT
Truckee/ACSS/TW	1372.5	5	30/7	1.248	E441248HT	8134.138HT	E9512.318	5134.138HT	421248HT	8034.138HT	4012.318	5034.138HT	5634.138HT	5834.138HT	5234.3HT	5334.3HT	5534.3-34.138HT
Bobolink/ACSS/TW	1431.0	7	36/7	1.291	E441291HT	8138.150HT	E9612.381	5138.150HT	421291HT	8038.150HT	4012.381	5038.150HT	5638.150HT	5838.150HT	5238.3HT	5338.3HT	5538.3-38.150HT
Plover/ACSS/TW	1431.0	13	37/19	1.337	E441337HT	8138.156HT	E9616.516	5138.156HT	421337HT	8038.156HT	4016.516	5038.156HT	5638.156HT	5838.156HT	5238.3HT	5338.3HT	5538.3-38.156HT
Merrimack/ACSS/TW	1433.6	13	39/19	1.340	E441340HT	8138.156HT	E9616.521	5138.156HT	421340HT	8038.156HT	4016.521	5038.156HT	5638.156HT	5838.156HT	5238.3HT	5338.3HT	5538.3-38.156HT
Miramichi/ACSS/TW	1455.3	7	36/7	1.302	E441302HT	8138.156HT	E9614.397	5138.156HT	421302HT	8038.156HT	4014.397	5038.156HT	5638.156HT	5838.156HT	5238.3HT	5338.3HT	5538.3-38.156HT
St. Croix/ACSS/TW	1467.8	5	33/7	1.292	E441292HT	8138.156HT	E9612.332	5138.156HT	421292HT	8038.156HT	4012.332	5038.156HT	5638.156HT	5838.156HT	5238.3HT	5338.3HT	5538.3-38.156HT
Rio Grande/ACSS/TW	1533.3	13	39/19	1.382	E441382HT	8138.156HT	E9616.546	5138.156HT	421382HT	8038.156HT	4016.546	5038.156HT	5638.156HT	5838.156HT	5238.3HT	5338.3HT	5538.3-38.156HT
Potomac/ACSS/TW	1557.4	7	36/7	1.345	E441345HT	8138.156HT	E9614.406	5138.156HT	421345HT	8038.156HT	4014.406	5038.156HT	5638.156HT	5838.156HT	5238.3HT	5338.3HT	5538.3-38.156HT
Platte/ACSS/TW	1569.0	5	33/7	1.334	E441334HT	8138.156HT	E9612.337	5138.156HT	421334HT	8038.156HT	4012.337	5038.156HT	5638.156HT	5838.156HT	5238.3HT	5338.3HT	5538.3-38.156HT
Lapwing/ACSS/TW	1590.0	7	36/7	1.358	E441358HT	8140.162HT	E9612.397	5140.162HT	421358HT	8040.162HT	4012.397	5040.162HT	5640.162HT	5840.162HT	5240.3HT	5340.3HT	5540.3-40.162HT
Falcon/ACSS/TW	1590.0	13	42/19	1.408	E441408HT	8140.162HT	E9718.546	5140.162HT	421408HT	8040.162HT	4018.546	5040.162HT	5640.162HT	5840.162HT	5240.3HT	5340.3HT	5540.3-40.162HT
Pecos/ACSS/TW	1622.0	13	39/19	1.424	E441424HT	8140.162HT	E9718.578	5140.162HT	421424HT	8040.162HT	4018.578	5040.162HT	5640.162HT	5840.162HT	5240.3HT	5340.3HT	5540.3-40.162HT
Schuykill/ACSS/TW	1657.4	7	36/7	1.386	E441386HT	8140.162HT	E9614.422	5140.162HT	421386HT	8040.162HT	4014.422	5040.162HT	5640.162HT	5840.162HT	5240.3HT	5340.3HT	5540.3-40.162HT
James/ACSS/TW	1730.6	13	34/19	1.470	E441470HT	8142.168HT	E9718.578	5142.168HT	421470HT	8042.168HT	4018.578	5042.168HT	5642.168HT	5842.168HT	5242.3HT	5342.3HT	5542.3-42.168HT
Pee Dee/ACSS/TW	1758.6	7	37/7	1.427	E441427HT	8140.162HT	E9714.432	5140.162HT	421427HT	8040.162HT	4014.432	5040.162HT	5640.162HT	5840.168HT	5240.3HT	5340.3HT	5540.3-40.162HT
Chukar/ACSS/TW	1780.0	8	37/19	1.445	E441445HT	8142.178HT	E9714.453	5142.178HT	421445HT	8042.178HT	4014.453	5042.178HT	5642.178HT	5842.178HT	5242.3HT	5342.3HT	5542.3-42.178HT
Cumberland/ACSS/TW	1926.9	13	42/19	1.545	E441545HT	8142.178HT	E9718.609	5142.178HT	421545HT	8042.178HT	4018.609	5042.178HT	5642.178HT	5842.178HT	5242.3HT	5342.3HT	5542.3-42.178HT
Athabaska/ACSS/TW	1949.6	7	42/7	1.504	E441504HT	8142.178HT	E9714.453	5142.178HT	421504HT	8042.178HT	4014.453	5042.178HT	5642.178HT	5842.178HT	5242.3HT	5342.3HT	5542.3-42.178HT
Powder/ACSS/TW	2153.8	8	64/19	1.602	E441602HT	8144.184CHT	E9814.516	5144.184HT	421602HT	8044.184HT	4014.516	5044.184HT	5644.184HT	5844.184HT	5244.3HT	5344.3HT	5544.3-44.184HT
Bluebird/ACSS/TW	2156.0	8	64/19	1.608	E441608HT	8144.184HT	E9816.516	5144.184HT	421608HT	8044.184HT	4016.516	5044.184HT	5644.184HT	5844.184HT	5244.3HT	5344.3HT	5544.3-44.184HT
Santee/ACSS/TW	2627.3	8	64/19	1.762	E441762HT	8148.191HT	E9816.578	5148.191HT	421762HT	8048.191HT	4016.578	5048.191HT	5648.191HT	5848.191HT	5248.3HT	5348.3HT	5548.3-48.191HT

HiTemp Compression Dead End for ACSS Conductor, Eye Type, Single Tongue, 33100HT Series



The 33100HT Series Dead End Assembly is specifically designed for ACSS conductors. The body of the HiTemp Dead End is fabricated from a specially tempered aluminum that will transfer elevated current and dissipate increased heat more efficiently. The tongue and terminal pad are constructed with a 15° angle, which permits the terminal connector to be bolted in the straight or 30° position.

All HiTemp Dead Ends are designed for full tension use, achieving a minimum of 95% of the ASTM rated strength of the conductor. Each dead end assembly comes with terminal and aluminum hardware.

For die sizes 30AH and above, the end tapers of the compression portions of all compression accessories are supplied with a high voltage finish. Corona bolts are furnished as standard on 15° terminals for these die sizes.

The square edges of the bolted pads of the compression accessories could cause Corona. Pads with edges and corners rounded can be supplied by adding the catalog suffix "EHV".

Ordering Instructions

Step 1: Assembly Catalog Number

Determine the assembly catalog number based on the conductor being used.

Step 2: Terminal Connector

For an assembly without a terminal connector, use "NT".

For an assembly with a terminal connector, leave blank.

Step 3: Extra High Voltage Finish

For Extra High Voltage Finish, use "EHV". (≥ 345 kV)

For Standard Finish, leave blank. (< 345 kV)

Step 4: Assemble Catalog Number

Assy Catalog Number + Terminal Connector + EHV Finish

Example:

For 795 Drake ACSS Conductor with no terminal and EHV finish, the complete catalog number is:

E33142HTNTEHV

Notes:

1. Eye Dimensions are on page 65.
2. Pad Dimensions are on page 65.
3. HiTemp AFL Filler Compound (AFCHT) Requirements are on page 66.
4. Bolt Sizes and Torque Recommendations are on page 66.
5. Installation Instructions for Dead Ends are on page 71.
6. Installation Instructions for Terminals are on page 75.
7. For more information on die selection and ordering instructions see Tool Catalog.

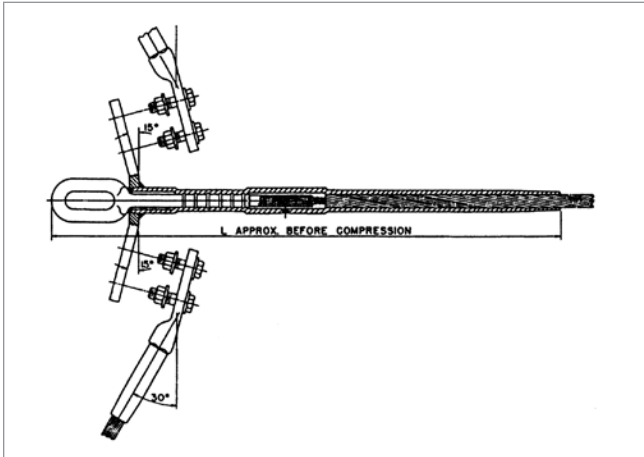
HiTemp Compression Dead End for ACSS Conductor, Eye Type, Single Tongue, 33100HT Series

Dead End Assembly Catalog Number	Conductor				Component Catalog Number			Die Size		Total Weight		Total Dead End Length		Pad Size
	Code Name	Size	Stranding	Diameter	Dead End Body	Steel Eye	15° Terminal	Aluminum	Steel	lbs	kg	in	mm	
		kcmil	Al/St	in										
E33109HT	Woodcock/ACSS	336.4	22/7	0.701	8120.781CHT	9176.228	5120.781HT	20AH	76SH	5.8	2.6	27.3	693	D
E33113HT	Linnet/ACSS	336.4	26/7	0.720	8120.812CHT	9110.277	5120.812HT	20AH	10SH	5.9	2.7	27.3	693	D
E33114HT	Oriole/ACSS	336.4	30/7	0.741	8120.781CHT	9110.332	5120.781HT	20AH	10SH	5.9	2.7	27.3	693	D
E33115HT	Ptarmigan/ACSS	397.5	20/7	0.752	8120.812CHT	9110.231	5120.812HT	20AH	10SH	5.6	2.6	26.6	676	D
E33116HT	Brant/ACSS	397.5	24/7	0.772	8120.812CHT	9110.261	5120.812HT	20AH	10SH	5.6	2.6	26.6	676	D
E33117HT	Ibis/ACSS	397.5	26/7	0.783	8120.844HT	9110.302	5120.844HT	20AH	10SH	5.4	2.5	26.6	676	D
E33118HT	Lark/ACSS	397.5	30/7	0.806	8120.844HT	9112.359	5120.844HT	20AH	12SH	5.5	2.5	26.6	676	D
E33119HT	Tailorbird/ACSS	477.0	20/7	0.823	8120.875HT	9210.231	5120.875HT	20AH	10SH	5.5	2.5	26.6	676	D
E33120HT	Flicker/ACSS	477.0	24/7	0.846	8124.938HT	9110.295	5124.938HT	24AH	10SH	6.8	3.1	26.7	677	D
E33121HT	Hawk/ACSS	477.0	26/7	0.858	8124.938HT	9112.332	5124.938HT	24AH	12SH	6.9	3.1	26.7	677	D
E33122HT	Hen/ACSS	477.0	30/7	0.883	8124.938CHT	9212.397	5124.938HT	24AH	12SH	7.6	3.4	26.8	681	D
E33123HT	Sapsucker/ACSS	556.5	22/7	0.901	8124.969HT	9210.277	5124.969HT	24AH	10SH	7.4	3.4	27.3	693	D
E33124HT	Parakeet/ACSS	556.5	24/7	0.914	8124.969HT	9210.316	5124.969HT	24AH	10SH	7.4	3.4	27.3	693	D
E33125HT	Dove/ACSS	556.5	26/7	0.927	8124.969HT	9212.359	5124.969HT	24AH	12SH	7.5	3.4	27.3	693	D
E33126HT	Eagle/ACSS	556.5	30/7	0.953	8127.100CHT	9314.432	5127.100HT	27AH	14SH	10.2	4.6	29.0	736	D
E33127HT	Peacock/ACSS	605.0	24/7	0.953	8127.100HT	9212.332	5127.100HT	27AH	12SH	9.0	4.1	28.8	731	D
E33128HT	Squab/ACSS	605.0	26/7	0.966	8127.100HT	9212.377	5127.100HT	27AH	12SH	9.3	4.2	28.8	731	D
E33130HT	Wood Duck/ACSS	605.0	30/7	0.994	8127.106HT	9314.441	5127.106HT	27AH	14SH	10.0	4.6	29.0	736	D
E33129HT	Teal/ACSS	605.0	30/19	0.994	8127.106HT	9314.441	5127.106HT	27AH	14SH	10.0	4.6	29.0	736	D
E33131HT	Goldfinch/ACSS	636.0	22/7	0.963	8127.106HT	9210.295	5127.100HT	27AH	10SH	8.8	4.0	28.8	731	D
E33132HT	Rook/ACSS	636.0	24/7	0.977	8127.106HT	9212.344	5127.106HT	27AH	12SH	9.0	4.1	28.8	731	D
E33133HT	Grosbeak/ACSS	636.0	26/7	0.990	8127.106HT	9212.386	5127.106HT	27AH	12SH	9.0	4.1	28.8	731	D
E33182HT	Scoter/ACSS	636.0	30/7	1.019	8127.106HT	9314.453	5127.106HT	27AH	14SH	10.0	4.6	29.0	736	D
E33134HT	Egret/ACSS	636.0	30/19	1.019	8127.106HT	9314.453	5127.106HT	27AH	14SH	10.0	4.6	29.0	736	D
E33135HT	Flamingo/ACSS	666.6	24/7	1.000	8127.106HT	9212.351	5127.106HT	27AH	12SH	9.0	4.1	28.8	731	D
E33183HT	Gannet/ACSS	666.6	26/7	1.014	8127.106HT	9314.397	5127.106HT	27AH	14SH	10.0	4.6	29.0	736	D
E33136HT	Stilt/ACSS	715.5	24/7	1.036	8130.109HT	9312.359	5130.109HT	30AH	12SH	12.0	5.5	29.3	746	D
E33137HT	Starling/ACSS	715.5	26/7	1.051	8130.116HT	9314.406	5130.109HT	30AH	14SH	12.2	5.6	29.8	759	D
E33138HT	Redwing/ACSS	715.5	30/19	1.081	8130.116HT	9316.500	5130.116HT	30AH	16SH	12.2	5.6	29.8	759	D
E33141HT	Cuckoo/ACSS	795.0	24/7	1.092	8130.116HT	9312.386	5130.116HT	30AH	12SH	11.6	5.3	29.8	759	D
E33142HT	Drake/ACSS	795.0	26/7	1.108	8130.122HT	9314.432	5130.122HT	30AH	14SH	11.8	5.4	29.8	759	D
E33144HT	Macaw/ACSS	795.0	42/7	1.055	8130.116HT	9310.261	5130.116HT	30AH	10SH	11.4	5.2	29.8	759	D
E33140HT	Tern/ACSS	795.0	45/7	1.063	8130.116HT	9310.277	5130.116HT	30AH	10SH	11.4	5.2	29.8	759	D
E33141HT	Condor/ACSS	795.0	54/7	1.092	8130.116HT	9312.386	5130.116HT	30AH	12SH	12.1	5.5	29.8	759	D
E33143HT	Mallard/ACSS	795.0	30/19	1.140	8130.122HT	9416.516	5130.122HT	30AH	16SH	12.0	5.5	30.5	774	D
E33145HT	Ruddy/ACSS	900.0	45/7	1.131	8130.122HT	9310.302	5130.122HT	30AH	10SH	11.2	5.1	30.3	771	D
E33146HT	Canary/ACSS	900.0	54/7	1.162	8130.122HT	9414.406	5130.122HT	30AH	14SH	12.0	5.5	30.5	774	D
E33147HT	Corncrake/ACSS	954.0	20/7	1.165	8130.125HT	9412.309	5130.125HT	30AH	12SH	11.7	5.3	30.5	774	D
E33184HT	Redbird/ACSS	954.0	24/7	1.196	8130.125HT	9414.432	5130.125HT	30AH	14SH	12.0	5.5	30.5	774	D
E33148HT	Rail/ACSS	954.0	45/7	1.165	8130.122HT	9410.302	5130.122HT	30AH	10SH	11.6	5.3	30.5	774	D
E33149HT	Towhee/ACSS	954.0	48/7	1.175	8130.125HT	9412.344	5130.125HT	30AH	12SH	11.7	5.3	31.2	793	D
E33150HT	Cardinal/ACSS	954.0	54/7	1.196	8130.125HT	9414.422	5130.125HT	30AH	14SH	12.0	5.5	31.2	793	D
E33151HT	Canvasback/ACSS	954.0	30/19	1.248	8134.134CHT	E9718.578	5134.134HT	34AH	18SH	14.8	6.7	32.9	836	D
E33153HT	Snowbird/ACSS	1033.5	42/7	1.203	8134.128HT	9410.277	5134.128HT	34AH	10SH	15.1	6.9	31.5	800	D
E33152HT	Ortolan/ACSS	1033.5	45/7	1.212	8134.128HT	9410.316	5134.128HT	34AH	10SH	15.1	6.9	31.5	800	D
E33154HT	Curlew/ACSS	1033.5	54/7	1.245	8134.134HT	9414.432	5134.134HT	34AH	14SH	14.8	6.7	32.1	815	D

HiTemp Compression Dead End for ACSS Conductor, Eye Type, Single Tongue, 33100HT Series

Dead End Assembly Catalog Number	Conductor				Component Catalog Number			Die Size		Total Weight		Total Dead End Length		Pad Size
	Code Name	Size	Stranding	Diameter	Dead End Body	Steel Eye	15° Terminal	Aluminum	Steel	Lbs	kg	In	mm	
		kcmil	Al/St	In										
E33155HT	Bluejay/ACSS	1113.0	45/7	1.259	8134.134HT	9412.332	5134.134HT	34AH	12SH	14.5	6.6	32.1	815	D
E33157HT	Finch/ACSS	1113.0	54/19	1.293	8134.138CHT	E9614.453	5134.138HT	34AH	14SH	14.7	6.6	32.9	836	D
E33158HT	Bunting/ACSS	1192.5	45/7	1.302	8134.138HT	E9512.344	5134.138HT	34AH	12SH	14.5	6.6	32.1	817	D
E33159HT	Grackle/ACSS	1192.5	54/19	1.338	8136.144CHT	E9614.453	5136.144HT	36AH	14SH	16.3	7.4	32.3	820	D
E33161HT	Bittern/ACSS	1272.0	45/7	1.345	8136.144HT	E9512.351	5136.144HT	36AH	12SH	16.1	7.3	32.3	820	D
E33162HT	Diver/ACSS	1272.0	48/7	1.357	8136.144CHT	E9614.406	5136.144HT	36AH	14SH	16.3	7.4	32.3	820	D
E33163HT	Pheasant/ACSS	1272.0	54/19	1.382	8136.147HT	E9616.500	5136.147HT	36AH	16SH	16.7	7.6	32.5	827	D
E33164HT	Dipper/ACSS	1351.5	45/7	1.386	8136.147HT	E9612.377	5136.147HT	36AH	12SH	16.2	7.4	32.5	827	D
E33166HT	Martin/ACSS	1351.5	54/19	1.424	8138.150HT	E9616.500	5138.150HT	38AH	16SH	18.9	8.6	32.8	833	D
E33167HT	Bobolink/ACSS	1431.0	45/7	1.427	8138.150HT	E9612.377	5138.150HT	38AH	12SH	18.4	8.4	32.8	833	D
E33169HT	Plover/ACSS	1431.0	54/19	1.465	8138.156HT	E9616.516	5138.156HT	38AH	16SH	18.6	8.5	32.8	833	D
E33170HT	Nuthatch/ACSS	1510.0	45/7	1.466	8138.156HT	E9612.386	5138.156HT	38AH	12SH	18.1	8.2	32.8	833	D
E33172HT	Parrot/ACSS	1510.0	54/19	1.505	8140.162HT	E9616.531	5140.162HT	40AH	16SH	21.9	10.0	33.6	855	E
E33171HT	Ratite/ACSS	1590.0	42/7	1.492	8140.162HT	E9612.344	5140.162HT	40AH	12SH	21.4	9.7	33.6	855	E
E33173HT	Lapwing/ACSS	1590.0	45/7	1.504	8140.162HT	E9612.397	5140.162HT	40AH	12SH	21.4	9.7	33.6	855	E
E33174HT	Falcon/ACSS	1590.0	54/19	1.544	8140.162HT	E9718.546	5140.162HT	40AH	18SH	23.1	10.5	33.8	858	E
E33175HT	Chukar/ACSS	1780.0	84/19	1.602	8142.178HT	E9714.453	5142.178HT	42AH	14SH	23.5	10.7	35.0	889	E
E33176HT	Mockingbird/ACSS	2034.5	72/7	1.681	8142.178CHT	E9814.359	5142.178HT	42AH	14SH	25.1	11.4	35.0	889	E
E33177HT	Roadrunner/ACSS	2057.0	76/19	1.700	8142.178CHT	E9814.422	5142.178HT	42AH	14SH	25.1	11.4	35.0	889	E
E33178HT	Bluebird/ACSS	2156.0	84/19	1.762	8144.184HT	E9816.516	5144.184HT	44AH	16SH	25.6	11.6	32.8	835	E
E33179HT	Kiwi/ACSS	2167.0	72/7	1.735	8144.181HT	E9812.377	5144.181HT	44AH	12SH	25.6	11.6	32.8	835	E
E33180HT	Thrasher/ACSS	2312.0	76/19	1.802	8144.188HT	E9814.422	5144.188HT	44AH	14SH	25.6	11.6	32.8	835	E
E33181HT	Joreel/ACSS	2515.0	76/19	1.880	8148.197HT	E9814.453	5148.197HT	48AH	14SH	29.4	13.4	37.3	948	E

HiTemp Compression Dead End for ACSS Conductor, Eye Type, Double Tongue, 33300HT Series



The 33300HT Series Double Tongue Dead End Assembly is specifically designed for ACSS conductor. The body of the HiTemp Dead Ends are fabricated from a specially tempered aluminum that will transfer elevated current and dissipate increased heat more efficiently. The tongue and terminal pad are constructed with a 15° angle, which permits the terminal connector to be bolted in the straight or 30° position.

All HiTemp Dead Ends are designed for full tension use, achieving a minimum of 95% of the ASTM rated strength of the conductor. Each dead end assembly comes with two 15° terminals and aluminum hardware.

For die sizes 30AH and above, the end tapers of the compression portions of all compression accessories are supplied with a high voltage finish. Corona bolts are furnished as standard on 15° terminals for these die sizes.

The square edges of the bolted pads of the compression accessories could cause Corona. Pads with edges and corners rounded can be supplied by adding the catalog suffix "EHV".

Ordering Instructions

Step 1: Assembly Catalog Number

Determine the assembly catalog number based on the conductor being used.

Step 2: Terminal Connector

For an assembly without a terminal connector, use "NT".

For an assembly with a terminal connector, leave blank.

Step 3: Extra High Voltage Finish

For Extra High Voltage Finish, use "EHV". (≥ 345 kV)

For Standard Finish, leave blank. (< 345 kV)

Step 4: Assemble Catalog Number

Assy Catalog Number + Terminal Connector + EHV Finish

Example:

For 795 Drake ACSS Conductor with no terminal and EHV finish, the complete catalog number is:

E33342HTNTEHV

Notes:

1. Eye Dimensions are on page 65.
2. Pad Dimensions are on page 65.
3. HiTemp AFL Filler Compound (AFCHT) Requirements are on page 66.
4. Bolt Sizes and Torque Recommendations are on page 66.
5. Installation Instructions for Dead Ends are on page 71.
6. Installation Instructions for Terminals are on page 75.
7. For more information on die selection and ordering instructions see Tool Catalog.

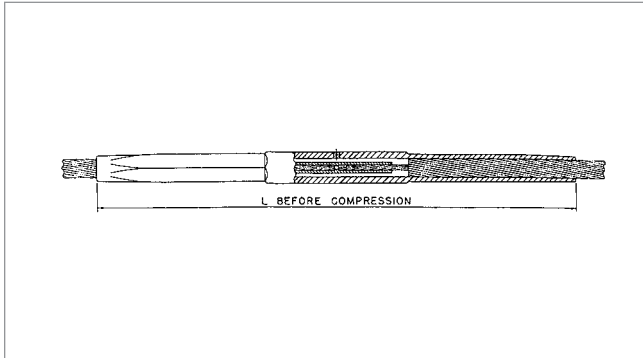
HiTemp Compression Dead End for ACSS Conductor, Eye Type, Double Tongue, 33300HT Series

Dead End Assembly Catalog Number	Conductor				Component Catalog Number			Die Size		Total Weight		Total Length L		Pad Size
	Code Name	Size	Stranding	Diameter	Dead End Body	Steel Eye	15° Terminal	Aluminum	Steel	lbs	kg	in	mm	
		kcmil	Al/St	in										
E33309HT	Woodcock/ACSS	336.4	22/7	0.701	8220.781CHT	9176.228	5120.781HT	20AH	76SH	6.4	2.9	27.3	693	D
E33313HT	Linnet/ACSS	336.4	26/7	0.720	8220.812CHT	9110.277	5120.812HT	20AH	10SH	6.4	2.9	27.3	693	D
E33314HT	Oriole/ACSS	336.4	30/7	0.741	8220.781CHT	9110.332	5120.781HT	20AH	10SH	6.4	2.9	27.3	693	D
E33315HT	Ptarmigan/ACSS	397.5	20/7	0.752	8220.812CHT	9110.231	5120.812HT	20AH	10SH	6.2	2.8	26.6	676	D
E33316HT	Brant/ACSS	397.5	24/7	0.772	8220.812CHT	9110.261	5120.812HT	20AH	10SH	6.2	2.8	26.6	676	D
E33317HT	Ibis/ACSS	397.5	26/7	0.783	8220.844HT	9110.302	5120.844HT	20AH	10SH	6.0	2.7	26.6	676	D
E33318HT	Lark/ACSS	397.5	30/7	0.806	8220.844HT	9112.359	5120.844HT	20AH	12SH	6.1	2.8	26.6	676	D
E33319HT	Tailorbird/ACSS	477.0	20/7	0.823	8220.875HT	9210.231	5120.875HT	20AH	10SH	5.8	2.7	26.6	676	D
E33320HT	Flicker/ACSS	477.0	24/7	0.846	8224.938HT	9110.295	5124.938HT	24AH	10SH	7.4	3.4	26.7	677	D
E33321HT	Hawk/ACSS	477.0	26/7	0.858	8224.938HT	9112.332	5124.938HT	24AH	12SH	7.5	3.4	26.7	677	D
E33322HT	Hen/ACSS	477.0	30/7	0.883	8224.938CHT	9212.397	5124.938HT	24AH	12SH	8.0	3.6	26.8	681	D
E33323HT	Sapsucker/ACSS	556.5	22/7	0.901	8224.969HT	9210.277	5124.969HT	24AH	10SH	7.8	3.6	27.3	693	D
E33324HT	Parakeet/ACSS	556.5	24/7	0.914	8224.969HT	9210.316	5124.969HT	24AH	10SH	7.8	3.6	27.3	693	D
E33325HT	Dove/ACSS	556.5	26/7	0.927	8224.969HT	9212.359	5124.969HT	24AH	12SH	8.1	3.7	27.3	693	D
E33326HT	Eagle/ACSS	556.5	30/7	0.953	8227.100CHT	9314.432	5127.100HT	27AH	14SH	11.2	5.1	28.8	731	D
E33327HT	Peacock/ACSS	605.0	24/7	0.953	8227.100HT	9212.332	5127.100HT	27AH	12SH	10.0	4.6	28.8	731	D
E33328HT	Squab/ACSS	605.0	26/7	0.966	8227.100HT	9212.377	5127.100HT	27AH	12SH	10.3	4.7	28.8	731	D
E33330HT	Wood Duck/ACSS	605.0	30/7	0.994	8227.106HT	9314.441	5127.106HT	27AH	14SH	11.1	5.1	29.0	736	D
E33329HT	Teal/ACSS	605.0	30/19	0.994	8227.106HT	9314.441	5127.106HT	27AH	14SH	11.1	5.1	29.0	736	D
E33331HT	Goldfinch/ACSS	636.0	22/7	0.963	8227.100HT	9212.295	5127.100HT	27AH	10SH	10.0	4.6	28.8	731	D
E33332HT	Rook/ACSS	636.0	24/7	0.977	8227.106HT	9212.344	5127.106HT	27AH	12SH	10.1	4.6	28.8	731	D
E33333HT	Grosbeak/ACSS	636.0	26/7	0.990	8227.106HT	9212.386	5127.106HT	27AH	12SH	10.1	4.6	28.8	731	D
E33332HT	Scoter/ACSS	636.0	30/7	1.019	8227.106HT	9314.453	5127.106HT	27AH	14SH	11.1	5.1	29.0	736	D
E33334HT	Egret/ACSS	636.0	30/19	1.019	8227.106HT	9314.453	5127.106HT	27AH	14SH	11.1	5.1	29.0	736	D
E33335HT	Flamingo/ACSS	666.6	24/7	1.000	8227.106HT	9212.351	5127.106HT	27AH	12SH	10.1	4.6	28.8	731	D
E33383HT	Gannet/ACSS	666.6	26/7	1.014	8227.106HT	9314.397	5127.106HT	27AH	14SH	11.1	5.1	29.3	746	D
E33336HT	Silt/ACSS	715.5	24/7	1.036	8230.109HT	9312.359	5130.109HT	30AH	12SH	13.1	6.0	29.3	746	D
E33337HT	Starling/ACSS	715.5	26/7	1.051	8230.116HT	9314.406	5130.116HT	30AH	14SH	13.3	6.1	29.3	746	D
E33338HT	Redwing/ACSS	715.5	30/19	1.081	8230.116HT	9316.500	5130.116HT	30AH	16SH	13.1	6.0	29.8	759	D
E33341HT	Cuckoo/ACSS	795.0	24/7	1.092	8230.116HT	9312.386	5130.116HT	30AH	12SH	12.9	5.9	29.8	759	D
E33342HT	Drake/ACSS	795.0	26/7	1.108	8230.122HT	9314.432	5130.122HT	30AH	14SH	13.1	6.0	29.8	759	D
E33344HT	Macaw/ACSS	795.0	42/7	1.055	8230.116HT	9310.261	5130.116HT	30AH	10SH	12.7	5.8	29.8	759	D
E33340HT	Tern/ACSS	795.0	45/7	1.063	8230.116HT	9310.277	5130.116HT	30AH	10SH	12.7	5.8	29.8	759	D
E33341HT	Condor/ACSS	795.0	54/7	1.092	8230.116HT	9312.386	5130.116HT	30AH	12SH	12.9	5.9	29.8	759	D
E33343HT	Mallard/ACSS	795.0	30/19	1.140	8230.122HT	9416.516	5130.122HT	30AH	16SH	13.3	6.1	30.5	774	D
E33345HT	Ruddy/ACSS	900.0	45/7	1.131	8230.122HT	9310.302	5130.122HT	30AH	10SH	12.5	5.7	30.3	771	D
E33346HT	Canary/ACSS	900.0	54/7	1.162	8230.122HT	9414.406	5130.122HT	30AH	14SH	13.3	6.1	30.5	774	D
E33347HT	Corncrake/ACSS	954.0	20/7	1.165	8230.125HT	9412.309	5130.125HT	30AH	12SH	13.0	5.9	30.5	774	D
E33384HT	Redbird/ACSS	954.0	24/7	1.196	8230.125HT	9414.432	5130.125HT	30AH	14SH	13.2	6.0	31.2	793	D
E33348HT	Rail/ACSS	954.0	45/7	1.165	8230.122HT	9410.302	5130.122HT	30AH	10SH	12.9	5.9	30.5	774	D
E33349HT	Towhee/ACSS	954.0	48/7	1.175	8230.125HT	9412.344	5130.125HT	30AH	12SH	12.9	5.9	31.2	793	D
E33350HT	Cardinal/ACSS	954.0	54/7	1.196	8230.125HT	9414.422	5130.125HT	30AH	14SH	13.2	6.0	31.2	793	D
E33351HT	Canvasback/ACSS	954.0	30/19	1.248	8234.134CHT	E9718.578	5134.134HT	34AH	18SH	15.9	7.2	32.9	836	D
E33353HT	Snowbird/ACSS	1033.5	42/7	1.203	8234.128HT	9410.277	5134.128HT	34AH	10SH	16.2	7.4	31.5	800	D
E33352HT	Ortolan/ACSS	1033.5	45/7	1.212	8234.128HT	9410.316	5134.128HT	34AH	10SH	16.2	7.4	31.5	800	D
E33354HT	Curlew/ACSS	1033.5	54/7	1.245	8234.134HT	9414.432	5134.134HT	34AH	14SH	15.9	7.2	32.1	817	D
E33355HT	Bluejay/ACSS	1113.0	45/7	1.259	8234.134HT	9412.332	5134.134HT	34AH	12SH	14.7	6.7	32.1	817	D
E33357HT	Finch/ACSS	1113.0	54/19	1.293	8234.138CHT	E9614.453	5134.138HT	34AH	14SH	16.3	7.4	32.1	817	D
E33358HT	Bunting/ACSS	1192.5	45/7	1.302	8234.138HT	E9512.344	5134.138HT	34AH	12SH	15.6	7.1	32.1	817	D
E33359HT	Grackle/ACSS	1192.5	54/19	1.338	8236.144CHT	E9614.453	5136.144HT	36AH	14SH	17.3	7.9	32.3	820	D
E33361HT	Bittern/ACSS	1272.0	45/7	1.345	8236.144HT	E9512.351	5136.144HT	36AH	12SH	17.1	7.8	32.9	836	D
E33362HT	Diver/ACSS	1272.0	48/7	1.357	8236.144CHT	E9614.406	5136.144HT	36AH	14SH	17.3	7.9	32.9	836	D
E33363HT	Pheasant/ACSS	1272.0	54/19	1.382	8236.147HT	E9616.500	5136.147HT	36AH	16SH	17.7	8.1	32.5	827	D
E33364HT	Dipper/ACSS	1351.5	45/7	1.386	8236.147HT	E9612.377	5136.147HT	36AH	12SH	17.2	7.8	32.5	827	D
E33366HT	Martin/ACSS	1351.5	54/19	1.424	8238.150HT	E9616.500	5138.150HT	38AH	16SH	20.1	9.1	32.8	833	D

HiTemp Compression Dead End for ACSS Conductor, Eye Type, Double Tongue, 33300HT Series

Dead End Assembly Catalog Number	Code Name	Conductor			Component Catalog Number			Die Size		Total Weight		Total Length L		Pad Size
		Size	Stranding	Diameter	Dead End Body	Steel Eye	15° Terminal	Aluminum	Steel	lbs	kg	in	mm	
		kcmil	Al/St	in										
E33367HT	Bobolink/ACSS	1431.0	45/7	1.427	8238.150HT	E9612.377	5138.150HT	38AH	12SH	19.6	8.91	32.8	833	D
E33369HT	Plover/ACSS	1431.0	54/19	1.465	8238.156HT	E9616.516	5138.156HT	38AH	16SH	19.8	9.00	32.8	833	D
E33370HT	Nuthatch/ACSS	1510.0	45/7	1.466	8238.156HT	E9612.386	5138.156HT	38AH	12SH	19.3	8.77	32.8	833	D
E33372HT	Parrot/ACSS	1510.0	54/19	1.505	8240.162HT	E9616.531	5140.162HT	40AH	16SH	24.3	11.05	33.6	855	E
E33371HT	Ratite/ACSS	1590.0	42/7	1.492	8240.162HT	E9612.344	5140.162HT	40AH	12SH	23.8	10.82	33.6	855	E
E33373HT	Lapwing/ACSS	1590.0	45/7	1.504	8240.162HT	E9612.397	5140.162HT	40AH	12SH	23.8	10.82	33.6	855	E
E33374HT	Falcon/ACSS	1590.0	54/19	1.544	8240.162HT	E9718.546	5140.162HT	40AH	18SH	25.5	11.59	33.8	858	E
E33375HT	Chukar/ACSS	1780.0	84/19	1.602	8242.178HT	E9714.453	5142.178HT	42AH	14SH	24.3	11.05	35.0	889	E
E33376HT	Mockingbird/ACSS	2034.5	72/7	1.681	8242.178CHT	E9814.359	5142.178HT	42AH	14SH	25.0	11.36	35.0	889	E
E33377HT	Roadrunner/ACSS	2057.0	76/19	1.700	8242.178CHT	E9814.422	5142.178HT	42AH	14SH	25.0	11.36	35.0	889	E
E33378HT	Bluebird/ACSS	2156.0	84/19	1.762	8244.184HT	E9816.516	5144.184HT	44AH	16SH	26.1	11.86	32.8	835	E
E33379HT	Kiwi/ACSS	2167.0	72/7	1.735	8244.181HT	E9812.377	5144.181HT	44AH	12SH	26.1	11.86	32.8	835	E
E33380HT	Thrasher/ACSS	2312.0	76/19	1.802	8244.188HT	E9814.422	5144.188HT	44AH	14SH	26.3	11.95	32.8	835	E
E33381HT	Joree/ACSS	2515.0	76/19	1.880	8248.197HT	E9814.453	5148.197HT	48AH	14SH	29.2	13.27	37.3	948	E

HiTemp Compression Joint for ACSS Conductor, 33000HT Series



The 33000HT Series Compression Joint Assembly is specifically designed for ACSS conductors. The HiTemp Compression Joint is fabricated from a specially tempered aluminum that will transfer elevated current and dissipate increased heat more efficiently.

All HiTemp Compression Joints are designed for full tension use, achieving a minimum of 95% of the ASTM rated strength of the conductor. Each compression joint assembly comes with an aluminum joint and a steel sleeve.

For die sizes 30AH and above, the end tapers of the compression portions of all compression accessories are supplied with a high voltage finish.

Ordering Instructions

Step 1: Assembly Catalog Number

Determine the assembly catalog number based on the conductor being used.

Example:

For 795 Drake ACSS Conductor, the complete catalog number is:

33043HT

Notes:

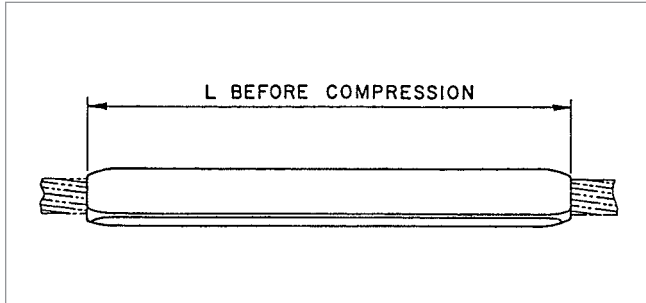
1. HiTemp AFL Filler Compound (AFCHT) Requirements are on page 66.
2. Installation Instructions for Joints are on page 72.
3. For more information on die selection and ordering instructions see Tool Catalog.

Joint Assembly Catalog Number	Conductor Code Name	Conductor			Component Catalog No.		Die Size		Weight				Total Length L	
		Size	Strand-ing	Diam-eter	Aluminum Joint	Steel Sleeve	Aluminum	Steel	Aluminum		Steel		in	mm
		kcmil	Al/St	in					lbs	kg	lbs	kg		
33012HT	Partridge/ACSS	266.8	26/7	0.642	8076.688HT	4076.246	76AH	76SH	2.4	1.0	0.3	0.1	33.7	857
33013HT	—	300.0	22/7	0.662	8076.719HT	4076.228	76AH	76SH	2.3	1.0	0.3	0.1	33.7	857
33010HT	Woodcock/ACSS	336.4	22/7	0.701	8020.781HT	4076.228	20AH	76SH	2.6	1.2	0.3	0.1	36.8	936
33014HT	Linnet/ACSS	336.4	26/7	0.720	8020.812HT	4010.277	20AH	10SH	2.6	1.2	0.4	0.2	36.8	936
33015HT	Oriole/ACSS	336.4	30/7	0.741	8020.781HT	4010.332	20AH	10SH	2.6	1.2	0.5	0.2	36.8	936
33016HT	Ptarmigan/ACSS	397.5	20/7	0.752	8020.812HT	4010.231	20AH	10SH	2.5	1.1	0.5	0.2	35.1	893
33082HT	Brant/ACSS	397.5	24/7	0.772	8020.812HT	4010.261	20AH	10SH	2.5	1.1	0.4	0.2	35.1	893
33017HT	Ibis/ACSS	397.5	26/7	0.783	8020.844HT	4010.302	20AH	10SH	2.3	1.0	0.5	0.2	35.1	893
33018HT	Lark/ACSS	397.5	30/7	0.806	8020.844HT	4012.359	20AH	12SH	2.3	1.0	0.7	0.3	35.1	893
33019HT	Tailorbird/ACSS	477.0	20/7	0.823	8020.875HT	4010.231	20AH	10SH	2.3	1.0	0.5	0.2	35.1	893
33021HT	Flicker/ACSS	477.0	24/7	0.846	8024.938HT	4010.295	24AH	10SH	3.7	1.7	0.4	0.2	35.1	892
33022HT	Hawk/ACSS	477.0	26/7	0.858	8024.938HT	4012.332	24AH	12SH	3.7	1.7	0.8	0.3	35.1	892
33023HT	Hen/ACSS	477.0	30/7	0.883	8024.938HT	4012.397	24AH	12SH	3.7	1.7	0.8	0.4	35.1	892
33024HT	Sapsucker/ACSS	556.5	22/7	0.901	8024.969HT	4010.277	24AH	10SH	3.6	1.6	0.4	0.2	35.1	893
33025HT	Parakeet/ACSS	556.5	24/7	0.914	8024.969HT	4010.316	24AH	10SH	3.6	1.6	0.5	0.2	35.1	893
33026HT	Dove/ACSS	556.5	26/7	0.927	8024.969HT	4012.359	24AH	12SH	3.6	1.6	0.7	0.3	35.1	893
33027HT	Eagle/ACSS	556.5	30/7	0.953	8027.100HT	4014.432	27AH	14SH	5.6	2.5	1.3	0.6	38.3	974
33028HT	Peacock/ACSS	605.0	24/7	0.953	8027.100HT	4012.332	27AH	12SH	5.6	2.5	0.8	0.3	38.3	974
33029HT	Squab/ACSS	605.0	26/7	0.966	8027.100HT	4012.377	27AH	12SH	5.6	2.5	0.8	0.4	38.3	974
33086HT	Wood Duck/ACSS	605.0	30/7	0.994	8027.106HT	4014.441	27AH	14SH	5.1	2.3	1.3	0.6	39.0	990
33030HT	Teal/ACSS	605.0	30/19	0.994	8027.106HT	4014.441	27AH	14SH	5.1	2.3	1.3	0.6	39.0	990
33031HT	Goldfinch/ACSS	636.0	22/7	0.963	8027.100HT	4010.295	27AH	10SH	5.6	2.5	0.4	0.2	39.0	990
33032HT	Rook/ACSS	636.0	24/7	0.977	8027.106HT	4012.344	27AH	12SH	5.1	2.3	0.7	0.3	39.0	990

HiTemp Compression Joint for ACSS Conductor, 33000HT Series

Joint Assembly Catalog Number	Conductor				Component Catalog No.		Die Size		Weight				Total Length L	
	Code Name	Size	Strand- ing Al/St	Diam- eter in	Aluminum Joint	Steel Sleeve			Aluminum		Steel			
		kcmil					lbs	kg	lbs	kg	in	mm		
33033HT	Grosbeak/ACSS	636.0	26/7	0.990	8027.106HT	4012.386	27AH	12SH	5.1	2.3	0.8	0.4	39.0	990
33087HT	Scoter/ACSS	636.0	30/7	1.019	8027.106HT	4014.453	27AH	14SH	5.1	2.3	1.2	0.5	39.0	990
33034HT	Egret/ACSS	636.0	30/19	1.019	8027.106HT	4014.453	27AH	14SH	5.1	2.3	1.2	0.5	39.0	990
33035HT	Flamingo/ACSS	666.6	24/7	1.000	8027.106HT	4012.351	27AH	12SH	5.1	2.3	0.7	0.4	39.0	990
33036HT	Gannet/ACSS	666.6	26/7	1.014	8027.106HT	4014.397	27AH	14SH	5.1	2.3	1.2	0.5	39.0	990
33084HT	Stilt/ACSS	715.5	24/7	1.036	8030.109HT	4012.359	30AH	12SH	6.5	3.0	0.7	0.3	38.0	965
33037HT	Starling/ACSS	715.5	26/7	1.051	8030.116HT	4014.406	30AH	14SH	6.5	3.0	1.2	0.5	40.1	1019
33038HT	Redwing/ACSS	715.5	30/19	1.081	8030.116HT	4016.500	30AH	16SH	6.5	3.0	1.7	0.8	40.1	1019
33085HT	Cuckoo/ACSS	795.0	24/7	1.092	8030.116HT	4012.386	30AH	12SH	6.5	3.0	0.8	0.4	40.1	1019
33043HT	Drake/ACSS	795.0	26/7	1.108	8030.122HT	4014.432	30AH	14SH	6.5	3.0	1.3	0.6	40.1	1019
33041HT	Macaw/ACSS	795.0	42/7	1.055	8030.116HT	4010.261	30AH	10SH	6.5	3.0	0.4	0.2	40.1	1019
33040HT	Tern/ACSS	795.0	45/7	1.063	8030.116HT	4010.277	30AH	10SH	6.5	3.0	0.4	0.2	40.1	1019
33042HT	Condor/ACSS	795.0	54/7	1.092	8030.116HT	4012.386	30AH	12SH	6.5	3.0	0.8	0.4	40.1	1019
33044HT	Mallard/ACSS	795.0	30/19	1.140	8030.122HT	4016.516	30AH	16SH	6.3	2.9	1.6	0.7	42.0	1066
33047HT	Ruddy/ACSS	900.0	45/7	1.131	8030.122HT	4010.302	30AH	10SH	6.3	2.9	0.5	0.2	42.0	1066
33046HT	Canary/ACSS	900.0	54/7	1.162	8030.122HT	4014.406	30AH	14SH	6.3	2.9	1.2	0.5	42.0	1066
33045HT	Corncrake/ACSS	954.0	20/7	1.165	8030.125HT	4012.309	30AH	12SH	6.1	2.8	0.7	0.3	42.1	1071
33088HT	Redbird/ACSS	954.0	24/7	1.196	8030.125HT	4014.432	30AH	14SH	6.1	2.8	1.3	0.6	42.1	1071
33047HT	Rail/ACSS	954.0	45/7	1.165	8030.122HT	4010.302	30AH	10SH	6.3	2.9	0.5	0.2	42.0	1066
33089HT	Towhee/ACSS	954.0	48/7	1.175	8030.125HT	4012.344	30AH	12SH	6.1	2.8	0.7	0.3	42.1	1071
33049HT	Cardinal/ACSS	954.0	54/7	1.196	8030.125HT	4014.422	30AH	14SH	6.1	2.8	1.2	0.5	42.1	1071
33090HT	Canvasback/ACSS	954.0	30/19	1.248	8034.134HT	4018.578	34AH	18SH	8.8	4.0	2.0	0.9	44.7	1136
33091HT	Snowbird/ACSS	1033.5	42/7	1.203	8034.128HT	4010.277	34AH	10SH	6.5	2.9	0.5	0.2	42.1	1071
33050HT	Ortolan/ACSS	1033.5	45/7	1.212	8034.128HT	4010.316	34AH	10SH	9.0	4.1	0.4	0.2	42.1	1071
33052HT	Curlew/ACSS	1033.5	54/7	1.245	8034.134HT	4014.432	34AH	14SH	8.8	4.0	1.3	0.6	44.7	1136
33053HT	Bluejay/ACSS	1113.0	45/7	1.259	8034.134HT	4012.332	34AH	12SH	8.8	4.0	0.7	0.3	44.7	1136
33055HT	Finch/ACSS	1113.0	54/19	1.293	8034.138HT	4014.453	34AH	14SH	9.0	4.1	1.2	0.5	45.0	1143
33056HT	Bunting/ACSS	1192.5	45/7	1.302	8034.138HT	4012.344	34AH	12SH	9.0	4.1	0.7	0.3	45.0	1143
33058HT	Grackle/ACSS	1192.5	54/19	1.338	8036.144HT	4014.453	36AH	14SH	10.0	5.3	1.2	0.5	45.5	1155
33059HT	Bittern/ACSS	1272.0	45/7	1.345	8036.144HT	4012.351	36AH	12SH	10.0	4.5	0.7	0.4	45.5	1155
33054HT	Diver/ACSS	1272.0	48/7	1.357	8036.144HT	4014.406	36AH	14SH	10.0	4.5	1.2	0.5	45.5	1155
33061HT	Pheasant/ACSS	1272.0	54/19	1.382	8036.147HT	4016.500	36AH	16SH	9.8	4.5	1.7	0.8	46.0	1168
33062HT	Dipper/ACSS	1351.5	45/7	1.386	8036.147HT	4012.377	36AH	12SH	9.8	4.5	0.8	0.4	46.0	1168
33064HT	Martin/ACSS	1351.5	54/19	1.424	8038.150HT	4016.500	38AH	16SH	11.7	5.3	1.7	0.8	46.3	1178
33065HT	Bobolink/ACSS	1431.0	45/7	1.427	8038.150HT	4012.377	38AH	12SH	11.7	5.3	0.8	0.4	46.3	1178
33067HT	Plover/ACSS	1431.0	54/19	1.465	8038.156HT	4016.516	38AH	16SH	11.0	5.0	1.6	0.7	46.3	1178
33068HT	Nuthatch/ACSS	1510.0	45/7	1.466	8038.156HT	4012.386	38AH	12SH	11.0	5.0	0.8	0.4	46.3	1178
33070HT	Parrot/ACSS	1510.0	54/19	1.505	8040.162HT	4016.531	40AH	16SH	12.6	5.7	1.6	0.7	47.0	1193
33069HT	Ratite/ACSS	1590.0	42/7	1.492	8040.162HT	4012.344	40AH	12SH	12.6	5.7	0.7	0.3	47.0	1193
33071HT	Lapwing/ACSS	1590.0	45/7	1.504	8040.162HT	4012.397	40AH	12SH	12.6	5.7	0.8	0.4	47.0	1193
33072HT	Falcon/ACSS	1590.0	54/19	1.544	8040.162HT	4018.546	40AH	18SH	12.6	5.7	2.1	1.0	47.0	1193
33073HT	Chukar/ACSS	1780.0	84/19	1.602	8042.178HT	4014.453	42AH	14SH	13.4	6.1	1.2	0.5	48.2	1225
33074HT	Mockingbird/ACSS	2034.5	72/7	1.681	8042.178HT	4014.359	42AH	14SH	13.4	6.1	1.4	0.6	48.2	1225
33075HT	Roadrunner/ACSS	2057.0	76/19	1.700	8042.178HT	4014.422	42AH	14SH	13.4	6.1	1.2	0.5	48.2	1225
33076HT	Bluebird/ACSS	2156.0	84/19	1.762	8044.184HT	4016.516	44AH	16SH	13.9	6.3	1.6	0.7	44.6	1133
33077HT	Kiwi/ACSS	2167.0	72/7	1.735	8044.181HT	4012.377	44AH	12SH	14.9	6.7	0.8	0.4	46.6	1184
33078HT	Thrasher/ACSS	2312.0	76/19	1.802	8044.188HT	4014.422	44AH	14SH	13.9	6.3	1.2	0.5	46.6	1184
33079HT	Joree/ACSS	2515.0	76/19	1.880	8048.197HT	4014.453	44AH	14SH	16.5	7.5	1.2	0.5	52.3	1330

HiTemp Repair Sleeve for ACSS Conductor, 5200HT Series



The 5200HT Series Repair Sleeve is specifically designed for ACSS and ACSS/TW Conductor. The repair sleeves incorporate an improved design of interlocking extrusion, providing a permanent grip on the conductor when compressed. The repair sleeve will restore the cable to 95% of its rated strength with up to one-third of the aluminum strands damaged.

Ordering Instructions

Step 1: Assembly Catalog Number

Determine the assembly catalog number based on the conductor being used.

Example:

For 795 Drake ACSS Conductor, the complete catalog number is:

5230.3HT

NOTES:

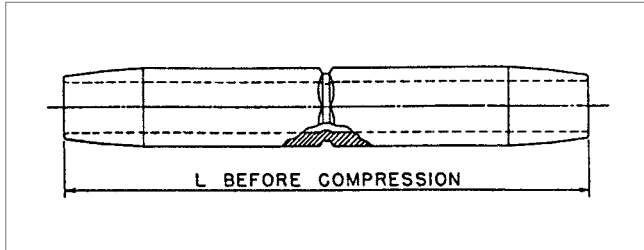
1. Installation Instructions for Repair Sleeves are on page 73.
2. For more information on die selection and ordering instructions see Tool Catalog.

AFL NO.	CONDUCTOR				DIE SIZE	WEIGHT		TOTAL LENGTH L	
	CODE NAME	SIZE	STRANDING	DIAMETER		LBS	KG	IN	MM
		KCMIL	AL/ST	IN					
5276.3HT	Partridge/ACSS	266.8	26/7	0.642	76AH	1.2	0.5	18.0	457
5220.3HT	WoodCock/ACSS	336.4	22/7	0.701	20AH	1.7	0.8	22.5	571
5220.3HT	Linnet/ACSS	336.4	26/7	0.720	20AH	1.7	0.8	22.5	571
5220.3HT	Oriole/ACSS	336.4	30/7	0.741	20AH	1.7	0.8	22.5	571
5220.3HT	Ptarmigan/ACSS	397.5	20/7	0.752	20AH	1.7	0.8	22.5	571
5220.3HT	Brant/ACSS	397.5	24/7	0.772	20AH	1.7	0.8	22.5	571
5220.3HT	Ibis/ACSS	397.5	26/7	0.783	20AH	1.7	0.8	22.5	571
5220.3HT	Lark/ACSS	397.5	30/7	0.806	20AH	1.7	0.8	22.5	571
5220.3HT	Tailorbird/ACSS	477.0	20/7	0.823	20AH	1.7	0.8	22.5	571
5224.3HT	Flicker/ACSS	477.0	24/7	0.846	24AH	2.6	1.2	23.5	596
5224.3HT	Hawk/ACSS	477.0	26/7	0.858	24AH	2.6	1.2	23.5	596
5224.3HT	Hen/ACSS	477.0	30/7	0.883	24AH	2.6	1.2	23.5	596
5224.3HT	Sapsucker/ACSS	556.5	22/7	0.901	24AH	2.6	1.2	23.5	596
5224.3HT	Parakeet/ACSS	556.5	24/7	0.914	24AH	2.6	1.2	23.5	596
5224.3HT	Dove/ACSS	556.5	26/7	0.927	24AH	2.6	1.2	23.5	596
5227.3HT	Eagle/ACSS	556.5	30/7	0.953	27AH	3.5	1.6	26.3	668
5227.3HT	Peacock/ACSS	605.0	24/7	0.953	27AH	3.5	1.6	26.3	668
5227.3HT	Squab/ACSS	605.0	26/7	0.966	27AH	3.5	1.6	26.3	668
5227.3HT	Wood Duck/ACSS	605.0	30/7	0.994	27AH	3.5	1.6	26.3	668
5227.3HT	Teal/ACSS	605.0	30/19	0.994	27AH	3.5	1.6	26.3	668
5227.3HT	Goldfinch/ACSS	636.0	22/7	0.966	27AH	3.5	1.6	26.3	668
5227.3HT	Rook/ACSS	636.0	24/7	0.977	27AH	3.5	1.6	26.3	668
5227.3HT	Grosbeak/ACSS	636.0	26/7	0.990	27AH	3.5	1.6	26.3	668
5227.3HT	Scoter/ACSS	636.0	30/7	1.019	27AH	3.5	1.6	26.3	668
5227.3HT	Egret/ACSS	636.0	30/19	1.019	27AH	3.5	1.6	26.3	668

HiTemp Repair Sleeve for ACSS Conductor, 5200HT Series

Catalog Number	Conductor				Die Size	Weight		Total Length L	
	Code Name	Size	Stranding	Diameter		lbs	kg	in	mm
		kcmil	Al/St	in					
5227.3HT	Flamingo/ACSS	666.6	24/7	1.000	27AH	3.5	1.6	26.3	668
5227.3HT	Gannet/ACSS	666.6	26/7	1.014	27AH	3.5	1.6	26.3	668
5230.3HT	Stilt/ACSS	715.5	24/7	1.036	30AH	4.2	1.9	27.1	688
5230.3HT	Starling/ACSS	715.5	26/7	1.051	30AH	4.2	1.9	27.1	688
5230.3HT	Redwing/ACSS	715.5	30/19	1.081	30AH	4.2	1.9	27.1	688
5230.3HT	Cuckoo/ACSS	795.0	24/7	1.092	30AH	4.2	1.9	27.1	688
5230.3HT	Drake/ACSS	795.0	26/7	1.108	30AH	4.2	1.9	27.1	688
5230.3HT	Macaw/ACSS	795.0	42/7	1.055	30AH	4.2	1.9	27.1	688
5230.3HT	Tern/ACSS	795.0	45/7	1.063	30AH	4.2	1.9	27.1	688
5230.3HT	Condor/ACSS	795.0	54/7	1.092	30AH	4.2	1.9	27.1	688
5230.3HT	Mallard/ACSS	795.0	30/19	1.140	30AH	4.2	1.9	27.1	688
5230.3HT	Ruddy/ACSS	900.0	45/7	1.131	30AH	4.2	1.9	27.1	688
5230.3HT	Canary/ACSS	900.0	54/7	1.162	30AH	4.2	1.9	27.1	688
5230.3HT	Corncrake/ACSS	954.0	20/7	1.165	30AH	4.2	1.9	27.1	688
5230.3HT	Redbird/ACSS	954.0	24/7	1.196	30AH	4.2	1.9	27.1	688
5230.3HT	Rail/ACSS	954.0	45/7	1.165	30AH	4.2	1.9	27.1	688
5230.3HT	Towhee/ACSS	954.0	48/7	1.175	30AH	4.2	1.9	27.1	688
5230.3HT	Cardinal/ACSS	954.0	54/7	1.196	30AH	4.2	1.9	27.1	688
5234.3HT	Canvasback/ACSS	954.0	30/19	1.248	34AH	5.8	2.6	28.1	714
5234.3HT	Snowbird/ACSS	1033.5	42/7	1.203	34AH	5.8	2.6	28.1	714
5234.3HT	Ortolan/ACSS	1033.5	45/7	1.212	34AH	5.8	2.6	28.1	714
5234.3HT	Curlew/ACSS	1033.5	54/7	1.245	34AH	5.8	2.6	28.1	714
5234.3HT	Bluejay/ACSS	1113.0	45/7	1.259	34AH	5.8	2.6	28.1	714
5234.3HT	Finch/ACSS	1113.0	54/19	1.293	34AH	5.8	2.6	28.1	714
5234.3HT	Bunting/ACSS	1192.5	45/7	1.302	34AH	5.8	2.6	28.1	714
5236.3HT	Grackle/ACSS	1192.5	54/19	1.338	36AH	6.0	2.7	29.0	737
5236.3HT	Bittern/ACSS	1272.0	45/7	1.345	36AH	6.0	2.7	29.0	737
5236.3HT	Diver/ACSS	1272.0	48/7	1.357	36AH	6.0	2.7	29.0	737
5236.3HT	Pheasant/ACSS	1272.0	54/19	1.382	36AH	6.0	2.7	29.0	737
5236.3HT	Dipper/ACSS	1351.5	45/7	1.386	36AH	6.0	2.7	29.0	737
5238.3HT	Martin/ACSS	1351.5	54/19	1.424	38AH	7.1	3.2	29.8	757
5238.3HT	Bobolink/ACSS	1431.0	45/7	1.427	38AH	7.1	3.2	29.8	757
5238.3HT	Plover/ACSS	1431.0	54/19	1.465	38AH	7.1	3.2	29.8	757
5238.3HT	Nuthatch/ACSS	1510.0	45/7	1.466	38AH	7.1	3.2	29.8	757
5240.3HT	Parrot/ACSS	1510.0	54/19	1.505	40AH	8.2	3.7	30.7	780
5240.3HT	Ratite/ACSS	1590.0	42/7	1.492	40AH	8.2	3.7	30.7	780
5240.3HT	Lapwing/ACSS	1590.0	45/7	1.504	40AH	8.2	3.7	30.7	780
5240.3HT	Falcon/ACSS	1590.0	54/19	1.544	40AH	8.2	3.7	30.7	780
5242.3HT	Chukar/ACSS	1780.0	84/19	1.602	42AH	9.5	4.3	31.6	803
5242.3HT	Mockingbird/ACSS	2034.5	72/7	1.681	42AH	9.5	4.3	31.6	803
5242.3HT	Roadrunner/ACSS	2057.0	76/19	1.700	42AH	9.5	4.3	31.6	803
5244.3HT	Bluebird/ACSS	2156.0	84/19	1.762	44AH	10.8	4.9	32.5	826
5244.3HT	Kiwi/ACSS	2167.0	72/7	1.735	44AH	10.8	4.9	32.5	826
5244.3HT	Thrasher/ACSS	2312.0	76/19	1.802	44AH	10.8	4.9	32.5	826
5248.3HT	Joree/ACSS	2515.0	76/19	1.880	48AH	12.0	5.5	32.5	826

HiTemp Jumper Connector for ACSS Conductor, 5000HT Series



The 5000HT Series Jumper Connector is specifically designed for ACSS and ACSS/TW conductors. The HiTemp Jumper Connector is fabricated from a specially tempered aluminum that will transfer elevated current and dissipate increased heat more efficiently.

All HiTemp Jumper Connectors are designed for limited tension use, maintaining a minimum of 40% of the ASTM rated strength of the conductor. For die sizes 30AH and above, the end tapers of the compression portions of all compression accessories are supplied with a high voltage finish.

Ordering Instructions

Step 1: Assembly Catalog Number

Determine the assembly catalog number based on the conductor being used.

Example:

For 795 Drake ACSS Conductor, the complete catalog number is:

5030.116HT

Notes:

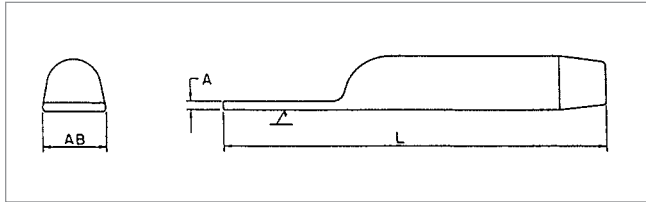
1. HiTemp AFL Filler Compound (AFCHT) Requirements are on page 66.
2. Installation Instructions for Jumper Connectors are on page 74.
3. For more information on die selection and ordering instructions see Tool Catalog.

Catalog Number	Conductor				Die Size	Weight		Total Length L	
	Code Name	Size	Stranding	Diameter		lbs	kg	in	mm
		kcmil	Al/St	in					
5076.688HT	Partridge/ACSS	266.8	26/7	0.642	76AH	1.2	0.5	17.0	431
5020.781HT	Woodcock/ACSS	336.4	22/7	0.701	20AH	1.3	0.6	17.0	431
5020.812HT	Linnet/ACSS	336.4	26/7	0.720	20AH	1.3	0.6	18.0	457
5020.781HT	Oriole/ACSS	336.4	30/7	0.741	20AH	1.3	0.6	18.0	457
5020.812HT	Ptarmigan/ACSS	397.5	20/7	0.752	20AH	1.3	0.6	18.0	457
5020.812HT	Brant/ACSS	397.5	24/7	0.772	20AH	1.3	0.6	18.0	457
5020.844HT	Ibis/ACSS	397.5	26/7	0.783	20AH	1.2	0.5	18.0	457
5020.844HT	Lark/ACSS	397.5	30/7	0.806	20AH	1.2	0.5	18.0	457
5020.875HT	Tailorbird/ACSS	477.0	20/7	0.823	20AH	1.2	0.5	19.0	482
5024.938HT	Flicker/ACSS	477.0	24/7	0.846	24AH	2.0	0.9	19.0	482
5024.938HT	Hawk/ACSS	477.0	26/7	0.858	24AH	2.0	0.9	19.0	482
5024.938HT	Hen/ACSS	477.0	30/7	0.883	24AH	2.0	0.9	19.0	482
5024.969HT	Sapsucker/ACSS	556.5	22/7	0.901	24AH	1.9	0.9	19.0	482
5024.969HT	Parakeet/ACSS	556.5	24/7	0.914	24AH	1.9	0.9	19.0	482
5024.969HT	Dove/ACSS	556.5	26/7	0.927	24AH	1.9	0.9	19.0	482
5027.100HT	Eagle/ACSS	556.5	30/7	0.953	27AH	2.9	1.3	20.0	508
5027.100HT	Peacock/ACSS	605.0	24/7	0.953	27AH	2.9	1.3	20.0	508
5027.100HT	Squab/ACSS	605.0	26/7	0.966	27AH	2.9	1.3	20.0	508
5027.106HT	Wood Duck/ACSS	605.0	30/7	0.994	27AH	2.6	1.2	20.0	508
5027.106HT	Teal/ACSS	605.0	30/19	0.994	27AH	2.6	1.2	20.0	508
5027.106HT	Goldfinch/ACSS	636.0	22/7	0.963	27AH	2.6	1.2	20.0	508
5027.106HT	Rook/ACSS	636.0	24/7	0.977	27AH	2.6	1.2	20.0	508
5027.106HT	Grosbeak/ACSS	636.0	26/7	0.990	27AH	2.6	1.2	20.0	508

HiTemp Jumper Connector for ACSS Conductor, 5000HT Series

Catalog Number	Conductor				Die Size	Weight		Total Length L	
	Code Name	Size	Stranding	Diameter		lbs	kg	in	mm
		kcmil	Al/St	in					
5027.106HT	Scoter/ACSS	636.0	30/7	1.019	27AH	2.6	1.2	20.0	508
5027.106HT	Egret/ACSS	636.0	30/19	1.019	27AH	2.6	1.2	20.0	508
5027.106HT	Flamingo/ACSS	666.6	24/7	1.000	27AH	2.6	1.2	20.0	508
5027.106HT	Gannet/ACSS	666.6	26/7	1.014	27AH	2.6	1.2	20.0	508
5030.109HT	Stilt/ACSS	715.5	24/7	1.036	30AH	3.6	1.6	21.0	533
5030.116HT	Starling/ACSS	715.5	26/7	1.051	30AH	3.6	1.6	21.0	533
5030.116HT	Redwing/ACSS	715.5	30/19	1.081	30AH	3.4	1.5	21.0	533
5030.116HT	Cuckoo/ACSS	795.0	24/7	1.092	30AH	3.4	1.5	21.0	533
5030.122HT	Drake/ACSS	795.0	26/7	1.108	30AH	3.4	1.5	21.0	533
5030.116HT	Macaw/ACSS	795.0	42/7	1.055	30AH	3.4	1.5	21.0	533
5030.116HT	Tern/ACSS	795.0	45/7	1.063	30AH	3.4	1.5	21.0	533
5030.116HT	Condor/ACSS	795.0	54/7	1.092	30AH	3.4	1.5	21.0	533
5030.122HT	Mallard/ACSS	795.0	30/19	1.140	30AH	3.2	1.5	21.0	533
5030.122HT	Ruddy/ACSS	900.0	45/7	1.13	30AH	3.2	1.5	21.0	533
5030.122HT	Canary/ACSS	900.0	54/7	1.16	30AH	3.2	1.5	21.0	533
5030.125HT	Corncrake/ACSS	954.0	20/7	1.16	30AH	3.2	1.5	21.0	533
5030.125HT	Redbird/ACSS	954.0	24/7	1.19	30AH	3.0	1.4	21.0	533
5030.122HT	Rail/ACSS	954.0	45/7	1.16	30AH	3.2	1.5	21.0	533
5030.125HT	Towhee/ACSS	954.0	48/7	1.17	30AH	3.0	1.4	21.0	533
5030.125HT	Cardinal/ACSS	954.0	54/7	1.19	30AH	3.0	1.4	21.0	533
5034.134HT	Canvasback/ACSS	954.0	30/19	1.24	34AH	4.3	2.0	22.0	558
5034.128HT	Snowbird/ACSS	1033.5	42/7	1.20	34AH	4.7	2.1	22.0	558
5034.128HT	Ortolan/ACSS	1033.5	45/7	1.21	34AH	4.7	2.1	22.0	558
5034.134HT	Curlew/ACSS	1033.5	54/7	1.24	34AH	4.3	2.0	22.0	558
5034.134HT	Bluejay/ACSS	1113.0	45/7	1.25	34AH	4.3	2.0	22.0	558
5034.138HT	Finch/ACSS	1113.0	54/19	1.29	34AH	4.3	2.0	22.0	558
5034.138HT	Bunting/ACSS	1192.5	45/7	1.30	34AH	4.4	2.0	22.0	558
5036.144HT	Grackle/ACSS	1192.5	54/19	1.33	36AH	5.1	2.3	23.0	584
5036.144HT	Bittern/ACSS	1272.0	45/7	1.34	36AH	5.1	2.3	23.0	584
5036.144HT	Diver/ACSS	1272.0	48/7	1.35	36AH	5.1	2.3	23.0	584
5036.147HT	Pheasant/ACSS	1272.0	54/19	1.38	36AH	5.0	2.3	23.0	584
5036.147HT	Dipper/ACSS	1351.5	45/7	1.38	36AH	5.0	2.3	23.0	584
5038.150HT	Martin/ACSS	1351.5	54/19	1.42	38AH	6.0	2.7	24.0	609
5038.150HT	Bobolink/ACSS	1431.0	45/7	1.42	38AH	6.0	2.7	24.0	609
5038.156HT	Plover/ACSS	1431.0	54/19	1.46	38AH	5.7	2.6	24.0	609
5038.156HT	Nuthatch/ACSS	1510.0	45/7	1.46	38AH	5.7	2.6	24.0	609
5040.162HT	Parrot/ACSS	1510.0	54/19	1.50	40AH	6.7	3.0	25.0	635
5040.162HT	Ratite/ACSS	1590.0	42/7	1.49	40AH	6.7	3.0	25.0	635
5040.162HT	Lapwing/ACSS	1590.0	45/7	1.50	40AH	6.7	3.0	25.0	635
5040.162HT	Falcon/ACSS	1590.0	54/19	1.54	40AH	6.7	3.0	25.0	635
5042.178HT	Chukar/ACSS	1780.0	84/19	1.60	42AH	7.0	3.2	25.0	635
5042.178HT	Mockingbird/ACSS	2034.5	72/7	1.68	42AH	7.0	3.2	25.0	635
5042.178HT	Roadrunner/ACSS	2057.0	76/19	1.70	42AH	7.0	3.2	25.0	635
5044.184HT	Bluebird/ACSS	2156.0	84/19	1.76	44AH	7.8	3.5	25.0	635
5044.181HT	Kiwi/ACSS	2167.0	72/7	1.73	44AH	7.8	3.5	25.0	635
5044.188HT	Thrasher/ACSS	2312.0	76/19	1.80	44AH	7.8	3.5	25.0	635
5048.197HT	Joree/ACSS	2515.0	76/19	1.88	48AH	8.9	4.0	27.0	682

HiTemp Connector - Straight for ACSS Conductor, 5600HT Series



The 5600HT Series Straight Terminal Connector is specifically designed for ACSS conductors. It is fabricated from a specially tempered aluminum that will transfer elevated current and dissipate increased heat more efficiently.

All HiTemp Terminal Connectors are designed for limited tension use, maintaining a minimum of 40% of the ASTM rated strength of the conductor.

Square edges of the compression accessory pad can cause Corona. Pads with rounded edges and corners can be supplied by adding the catalog suffix 'EHV'.

Ordering Instructions

Step 1: Catalog Number

Determine the assembly catalog number based on the conductor being used

Step 2: Extra High Voltage Finish

For Extra High Voltage Finish, use "EHV". (≥ 345 kV)

For Standard Finish, leave blank. (< 345 kV)

Step 3: Assemble Catalog Number

Catalog Number + EHV Finish

Example:

For 795 Drake ACSS Conductor with an EHV finish, the complete catalog number is:

5630.116HTEHV

Notes:

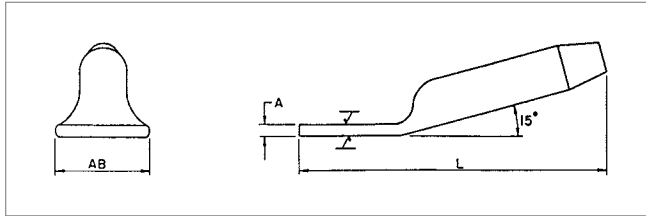
1. Pad Dimensions are on page 65.
2. HiTemp AFL Filler Compound (AFCHT) Requirements are on page 66.
3. Bolt Sizes and Torque Recommendations are on page 66.
4. Installation Instructions for Terminals are on page 75.
5. For more information on die selection and ordering instructions see Tool Catalog.

Catalog Number	Conductor				Die Size	Weight		Total Length L		Pad Size
	Code Name	Size	Stranding	Diameter		lbs	kg	in	mm	
		kcmil	Al/St	in						
5676.688HT	Partridge/ACSS	266.8	26/7	0.642	76AH	0.6	0.3	8.6	218	D
5620.781HT	Woodcock/ACSS	336.4	22/7	0.701	20AH	0.6	0.3	8.9	226	D
5620.812HT	Linnet/ACSS	336.4	26/7	0.720	20AH	0.6	0.3	8.9	226	D
5620.781HT	Oriole/ACSS	336.4	30/7	0.741	20AH	0.6	0.3	8.9	226	D
5620.812HT	Ptarmigan/ACSS	397.5	20/7	0.752	20AH	0.6	0.3	8.9	226	D
5620.812HT	Brant/ACSS	397.5	24/7	0.772	20AH	0.6	0.3	8.9	226	D
5620.844HT	Ibis/ACSS	397.5	26/7	0.783	20AH	0.6	0.3	8.9	226	D
5620.844HT	Lark/ACSS	397.5	30/7	0.806	20AH	0.6	0.3	8.9	226	D
5620.875HT	Tailorbird/ACSS	477.0	20/7	0.823	20AH	0.6	0.3	9.6	244	D
5624.938HT	Flicker/ACSS	477.0	24/7	0.846	24AH	1.0	0.4	9.6	244	D
5624.938HT	Hawk/ACSS	477.0	26/7	0.858	24AH	1.0	0.4	9.6	244	D
5624.938HT	Hen/ACSS	477.0	30/7	0.883	24AH	1.0	0.4	9.6	244	D
5624.969HT	Sapsucker/ACSS	556.5	22/7	0.901	24AH	1.0	0.4	9.6	244	D
5624.969HT	Parakeet/ACSS	556.5	24/7	0.914	24AH	1.0	0.4	9.6	244	D
5624.969HT	Dove/ACSS	556.5	26/7	0.927	24AH	1.0	0.4	9.6	244	D
5627.100HT	Eagle/ACSS	556.5	30/7	0.953	27AH	2.2	1.0	17.1	434	D
5627.100HT	Peacock/ACSS	605.0	24/7	0.953	27AH	2.2	1.0	17.1	434	D
5627.100HT	Squab/ACSS	605.0	26/7	0.966	27AH	2.2	1.0	17.1	434	D
5627.106HT	Wood Duck/ACSS	605.0	30/7	0.994	27AH	2.2	1.0	17.1	434	D
5627.106HT	Teal/ACSS	605.0	30/19	0.994	27AH	2.2	1.0	17.1	434	D
5627.106HT	Goldfinch/ACSS	636.0	22/7	0.963	27AH	2.2	1.0	17.1	434	D

HiTemp Connector - Straight for ACSS Conductor, 5600HT Series

Catalog Number	Conductor				Die Size	Weight		Total Length L		Pad Size
	Code Name	Size	Stranding	Diameter		lbs	kg	in	mm	
		kcmil	Al/St	in						
5627.106HT	Rook/ACSS	636.0	24/7	0.977	27AH	2.2	1.0	17.1	434	D
5627.106HT	Grosbeak/ACSS	636.0	26/7	0.990	27AH	2.2	1.0	17.1	434	D
5627.106HT	Scoter/ACSS	636.0	30/7	1.019	27AH	2.2	1.0	17.1	434	D
5627.106HT	Egret/ACSS	636.0	30/19	1.019	27AH	2.2	1.0	17.1	434	D
5627.106HT	Flamingo/ACSS	666.6	24/7	1.000	27AH	2.2	1.0	17.1	434	D
5627.106HT	Gannet/ACSS	666.6	26/7	1.014	27AH	2.2	1.0	17.1	434	D
5630.109HT	Stilt/ACSS	715.5	24/7	1.036	30AH	3.1	1.4	18.3	465	D
5630.116HT	Starling/ACSS	715.5	26/7	1.051	30AH	2.9	1.3	18.5	471	D
5360.116HT	Redwing/ACSS	715.5	30/19	1.081	30AH	2.9	1.3	18.5	471	D
5630.116HT	Cuckoo/ACSS	795.0	24/7	1.092	30AH	2.9	1.3	18.5	471	D
5630.122HT	Drake/ACSS	795.0	26/7	1.108	30AH	2.9	1.3	18.5	471	D
5630.116HT	Macaw/ACSS	795.0	42/7	1.055	30AH	2.9	1.3	18.5	471	D
5630.116HT	Tern/ACSS	795.0	45/7	1.063	30AH	2.9	1.3	18.5	471	D
5630.116HT	Condor/ACSS	795.0	54/7	1.092	30AH	2.9	1.3	18.5	471	D
5630.122HT	Mallard/ACSS	795.0	30/19	1.140	30AH	2.8	1.3	18.7	476	D
5630.122HT	Ruddy/ACSS	900.0	45/7	1.131	30AH	2.8	1.3	18.7	476	D
5630.122HT	Canary/ACSS	900.0	54/7	1.162	30AH	2.8	1.3	18.7	476	D
5630.125HT	Corncrake/ACSS	954.0	20/7	1.165	30AH	2.8	1.3	18.8	477	D
5630.125HT	Redbird/ACSS	954.0	24/7	1.196	30AH	2.8	1.3	18.8	477	D
5630.122HT	Rail/ACSS	954.0	45/7	1.165	30AH	2.8	1.3	18.8	477	D
5630.125HT	Towhee/ACSS	954.0	48/7	1.175	30AH	2.8	1.3	18.8	477	D
5630.125HT	Cardinal/ACSS	954.0	54/7	1.196	30AH	2.8	1.3	18.8	477	D
5634.134HT	Canvasback/ACSS	954.0	30/19	1.248	34AH	4.0	1.8	19.7	500	D
5634.128HT	Snowbird/ACSS	1033.5	42/7	1.203	34AH	4.2	1.9	19.3	500	D
5634.128HT	Ortolan/ACSS	1033.5	45/7	1.212	34AH	4.2	1.9	19.3	500	D
5634.134HT	Curlew/ACSS	1033.5	54/7	1.245	34AH	4.0	1.8	19.7	500	D
5634.134HT	Bluejay/ACSS	1113.0	45/7	1.259	34AH	4.0	1.8	19.7	500	D
5634.138HT	Finch/ACSS	1113.0	54/19	1.293	34AH	4.0	1.8	20.0	508	D
5634.138HT	Bunting/ACSS	1192.5	45/7	1.302	34AH	4.0	1.8	20.0	508	D
5636.144HT	Grackle/ACSS	1192.5	54/19	1.338	36AH	4.5	2.0	20.5	522	D
5636.144HT	Bittern/ACSS	1272.0	45/7	1.345	36AH	4.5	2.0	20.5	522	D
5636.144HT	Diver/ACSS	1272.0	48/7	1.357	36AH	4.5	2.0	20.5	522	D
5636.147HT	Pheasant/ACSS	1272.0	54/19	1.382	36AH	4.4	2.0	20.1	511	D
5636.147HT	Dipper/ACSS	1351.5	45/7	1.386	36AH	4.4	2.0	20.1	511	D
5638.150HT	Martin/ACSS	1351.5	54/19	1.424	38AH	5.4	2.4	21.1	536	D
5638.150HT	Bobolink/ACSS	1431.0	45/7	1.427	38AH	5.4	2.4	21.1	536	D
5638.156HT	Plover/ACSS	1431.0	54/19	1.465	38AH	5.1	2.3	21.8	555	D
5638.156HT	Nuthatch/ACSS	1510.0	45/7	1.466	38AH	5.1	2.3	21.8	555	D
5640.162HT	Parrot/ACSS	1510.0	54/19	1.505	40AH	5.9	2.7	22.5	572	E
5640.162HT	Ratite/ACSS	1590.0	42/7	1.492	40AH	5.9	2.7	22.5	572	E
5640.162HT	Lapwing/ACSS	1590.0	45/7	1.504	40AH	5.9	2.7	22.5	572	E
5640.162HT	Falcon/ACSS	1590.0	54/19	1.544	40AH	5.9	2.7	22.5	572	E
5642.178HT	Chukar/ACSS	1780.0	84/19	1.602	42AH	6.4	2.9	23.0	584	E
5642.178HT	Mockingbird/ACSS	2034.5	72/7	1.681	42AH	6.4	2.9	23.0	584	E
5642.178HT	Roadrunner/ACSS	2057.0	76/19	1.700	42AH	6.4	2.9	23.0	584	E
5644.184HT	Bluebird/ACSS	2156.0	84/19	1.762	44AH	7.5	3.4	23.5	598	E
5644.181HT	Kiwi/ACSS	2167.0	72/7	1.735	44AH	7.5	3.4	23.5	598	E
5644.188HT	Thrasher/ACSS	2312.0	76/19	1.802	44AH	7.5	3.4	23.5	598	E
5648.197HT	Joree/ACSS	2515.0	76/19	1.880	48AH	8.7	4.0	25.6	650	E

HiTemp Terminal Connector - 15° for ACSS Conductor, 5100HT Series



The 5100HT Series 15° Terminal Connector is specifically designed for ACSS conductors. It is fabricated from a specially tempered aluminum that will transfer elevated current and dissipate increased heat more efficiently.

When used with the HiTemp Dead End, the 15° terminal connector can be bolted in either the straight or 30° position. All HiTemp Terminal Connectors are designed for limited tension use, maintaining a minimum of 40% of the ASTM rated strength of the conductor. Aluminum hardware is supplied with the 15° terminal connector.

Square edges of the compression accessory pad can cause Corona. Pads with rounded edges and corners can be supplied by adding the catalog suffix 'EHV'.

Ordering Instructions

Step 1: Catalog Number

Determine the assembly catalog number based on the conductor being used.

Step 2: Extra High Voltage Finish

For Extra High Voltage Finish, use "EHV". (≥ 345 kV)

For Standard Finish, leave blank. (< 345 kV)

Step 3: Assemble Catalog Number

Catalog Number + EHV Finish

Example:

For 795 Drake ACSS Conductor with an EHV finish, the complete catalog number is:

5130.116HTEHV

Notes:

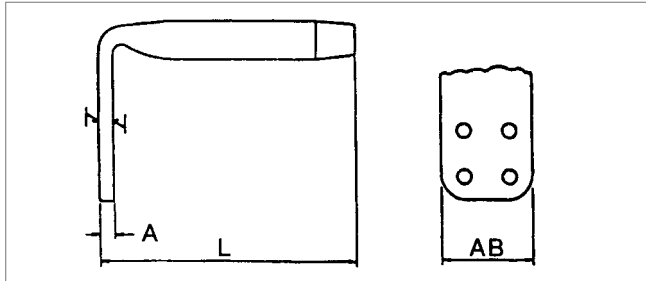
1. Pad Dimensions are on page 65.
2. HiTemp AFL Filler Compound (AFCHT) Requirements are on page 66.
3. Bolt Sizes and Torque Recommendations are on page 66.
4. Installation Instructions for Terminals are on page 75.
5. For more information on die selection and ordering instructions see Tool Catalog.

Catalog Number	Code Name	Conductor			Die Size	Weight		Total Length L		Pad Size
		Size kcmil	Stranding Al/St	Diameter in		lbs	kg	in	mm	
5176.688HT	Partridge/ACSS	266.8	26/7	0.642	76AH	1.6	0.7	13.1	333	D
5120.781HT	Woodcock/ACSS	336.4	22/7	0.701	20AH	1.6	0.7	13.2	335	D
5120.812HT	Linnet/ACSS	336.4	26/7	0.720	20AH	1.6	0.7	13.2	335	D
5120.781HT	Oriole/ACSS	336.4	30/7	0.741	20AH	1.6	0.7	13.2	335	D
5120.812HT	Ptarmigan/ACSS	397.5	20/7	0.752	20AH	1.6	0.7	13.2	335	D
5120.812HT	Brant/ACSS	397.5	24/7	0.772	20AH	1.6	0.7	13.2	335	D
5120.844HT	Ibis/ACSS	397.5	26/7	0.783	20AH	1.6	0.7	13.2	335	D
5120.844HT	Lark/ACSS	397.5	30/7	0.806	20AH	1.6	0.7	13.2	335	D
5120.875HT	Tailorbird/ACSS	477.0	20/7	0.823	20AH	1.7	0.8	14.0	356	D
5124.938HT	Flicker/ACSS	477.0	24/7	0.846	24AH	2.0	0.9	13.9	353	D
5124.938HT	Hawk/ACSS	477.0	26/7	0.858	24AH	2.0	0.9	13.9	353	D
5124.938HT	Hen/ACSS	477.0	30/7	0.883	24AH	2.0	0.9	13.9	353	D
5124.969HT	Sapsucker/ACSS	556.5	22/7	0.901	24AH	2.0	0.9	13.9	353	D
5124.969HT	Parakeet/ACSS	556.5	24/7	0.914	24AH	2.0	0.9	13.9	353	D
5124.969HT	Dove/ACSS	556.5	26/7	0.927	24AH	2.0	0.9	13.9	353	D
5127.100HT	Eagle/ACSS	556.5	30/7	0.953	27AH	2.5	1.1	16.3	414	D
5127.100HT	Peacock/ACSS	605.0	24/7	0.953	27AH	2.5	1.1	16.3	414	D
5127.100HT	Squab/ACSS	605.0	26/7	0.966	27AH	2.5	1.1	16.3	414	D
5127.106HT	Wood Duck/ACSS	605.0	30/7	0.994	27AH	2.4	1.1	16.3	414	D
5127.106HT	Teal/ACSS	605.0	30/19	0.994	27AH	2.4	1.1	16.3	414	D
5127.106HT	Goldfinch/ACSS	636.0	22/7	0.963	27AH	2.5	1.1	16.3	414	D

HiTemp Terminal Connector - 15° for ACSS Conductor, 5100HT Series

Catalog Number	Code Name	Conductor			Die Size	Weight		Total Length L		Pad Size
		Size	Stranding	Diameter		lbs	kg	in	mm	
		kcmil	Al/St	in						
5127.106HT	Rook/ACSS	636.0	24/7	0.977	27AH	2.4	1.1	16.3	414	D
5127.106HT	Grosbeak/ACSS	636.0	26/7	0.990	27AH	2.4	1.1	16.3	414	D
5127.106HT	Scoter/ACSS	636.0	30/7	1.019	27AH	2.4	1.1	16.3	414	D
5127.106HT	Egret/ACSS	636.0	30/19	1.019	27AH	2.4	1.1	16.3	414	D
5127.106HT	Flamingo/ACSS	666.6	24/7	1.000	27AH	2.4	1.1	16.3	414	D
5127.106HT	Gannet/ACSS	666.6	26/7	1.014	27AH	2.4	1.1	16.3	414	D
5130.109HT	Stilt/ACSS	715.5	24/7	1.036	30AH	3.4	1.5	17.5	445	D
5130.116HT	Starling/ACSS	715.5	26/7	1.051	30AH	3.3	1.5	17.8	452	D
5130.116HT	Redwing/ACSS	715.5	30/19	1.081	30AH	3.3	1.5	17.8	452	D
5130.116HT	Cuckoo/ACSS	795.0	24/7	1.092	30AH	3.3	1.5	17.8	452	D
5130.122HT	Drake/ACSS	795.0	26/7	1.108	30AH	3.3	1.5	17.8	452	D
5130.116HT	Macaw/ACSS	795.0	42/7	1.055	30AH	3.3	1.5	17.8	452	D
5130.116HT	Tern/ACSS	795.0	45/7	1.063	30AH	3.3	1.5	17.8	452	D
5130.116HT	Condor/ACSS	795.0	54/7	1.092	30AH	3.3	1.5	17.8	452	D
5130.122HT	Mallard/ACSS	795.0	30/19	1.140	30AH	3.1	1.4	18.1	460	D
5130.122HT	Ruddy/ACSS	900.0	45/7	1.131	30AH	3.1	1.4	18.1	460	D
5130.122HT	Canary/ACSS	900.0	54/7	1.162	30AH	3.1	1.4	18.1	460	D
5130.122HT	Corncrake/ACSS	954.0	20/7	1.165	30AH	3.1	1.4	18.1	460	D
5130.125HT	Redbird/ACSS	954.0	24/7	1.196	30AH	3.1	1.4	18.3	465	D
5130.122HT	Rail/ACSS	954.0	45/7	1.165	30AH	3.1	1.4	18.1	460	D
5130.125HT	Towhee/ACSS	954.0	48/7	1.175	30AH	3.1	1.4	18.3	465	D
5130.125HT	Cardinal/ACSS	954.0	54/7	1.196	30AH	3.1	1.4	18.3	465	D
5134.134HT	Canvasback/ACSS	954.0	30/19	1.248	34AH	4.4	2.0	18.3	465	D
5134.128HT	Snowbird/ACSS	1033.5	42/7	1.203	34AH	4.5	2.0	18.1	460	D
5134.128HT	Ortolan/ACSS	1033.5	45/7	1.212	34AH	4.5	2.0	18.1	460	D
5134.134HT	Curlew/ACSS	1033.5	54/7	1.245	34AH	4.4	2.0	18.3	465	D
5134.134HT	Bluejay/ACSS	1113.0	45/7	1.259	34AH	4.4	2.0	18.3	465	D
5134.138HT	Finch/ACSS	1113.0	54/19	1.293	34AH	4.2	1.9	18.4	467	D
5134.138HT	Bunting/ACSS	1192.5	45/7	1.302	34AH	4.2	1.9	18.4	467	D
5136.144HT	Grackle/ACSS	1192.5	54/19	1.338	36AH	4.7	2.1	19.1	485	D
5136.144HT	Bittern/ACSS	1272.0	45/7	1.345	36AH	4.7	2.1	19.1	485	D
5136.144HT	Diver/ACSS	1272.0	48/7	1.357	36AH	4.7	2.1	19.1	485	D
5136.147HT	Pheasant/ACSS	1272.0	54/19	1.382	36AH	4.7	2.1	19.0	483	D
5136.147HT	Dipper/ACSS	1351.5	45/7	1.386	36AH	4.7	2.1	19.0	483	D
5138.150HT	Martin/ACSS	1351.5	54/19	1.424	38AH	5.6	2.5	19.6	498	D
5138.150HT	Bobolink/ACSS	1431.0	45/7	1.427	38AH	5.6	2.5	19.6	498	D
5138.156HT	Plover/ACSS	1431.0	54/19	1.465	38AH	5.5	2.5	20.5	521	D
5138.156HT	Nuthatch/ACSS	1510.0	45/7	1.466	38AH	5.5	2.5	20.5	521	D
5140.162HT	Parrot/ACSS	1510.0	54/19	1.505	40AH	6.4	2.9	21.3	541	E
5140.162HT	Ratite/ACSS	1590.0	42/7	1.492	40AH	6.4	2.9	21.3	541	E
5140.162HT	Lapwing/ACSS	1590.0	45/7	1.504	40AH	6.4	2.9	21.3	541	E
5140.162HT	Falcon/ACSS	1590.0	54/19	1.544	40AH	6.4	2.9	21.3	541	E
5142.178HT	Chukar/ACSS	1780.0	84/19	1.602	42AH	6.9	3.1	22.3	566	E
5142.178HT	Mockingbird/ACSS	2034.5	72/7	1.681	42AH	6.9	3.1	22.3	566	E
5142.178HT	Roadrunner/ACSS	2057.0	76/19	1.700	42AH	6.9	3.1	22.3	566	E
5144.184HT	Bluebird/ACSS	2156.0	84/19	1.762	44AH	8.0	3.6	22.4	569	E
5144.181HT	Kiwi/ACSS	2167.0	72/7	1.735	44AH	8.0	3.6	22.4	569	E
5144.188HT	Thrasher/ACSS	2312.0	76/19	1.802	44AH	8.0	3.6	22.4	569	E
5148.197HT	Joree/ACSS	2515.0	76/19	1.880	48AH	8.7	3.9	24.2	615	E

HiTemp Terminal Connector - 90° for ACSS Conductor, 5800HT Series



The 5800HT Series 90° Terminal Connector is specifically designed for ACSS conductors. It is fabricated from a specially tempered aluminum that will transfer elevated current and dissipate increased heat more efficiently.

All HiTemp Terminal Connectors are designed for limited tension use, maintaining a minimum of 40% of the ASTM rated strength of the conductor.

Square edges of the compression accessory pad can cause Corona. Pads with rounded edges and corners can be supplied by adding the catalog suffix 'EHV'.

Ordering Instructions

Step 1: Catalog Number

Determine the assembly catalog number based on the conductor being used.

Step 2: Extra High Voltage Finish

For Extra High Voltage Finish, use "EHV". (≥ 345 kV)

For Standard Finish, leave blank. (< 345 kV)

Step 3: Assemble Catalog Number

Catalog Number + EHV Finish

Example:

For 795 Drake ACSS Conductor with an E pad and EHV finish, the complete catalog number is:

5830.116HTEEHV

Notes:

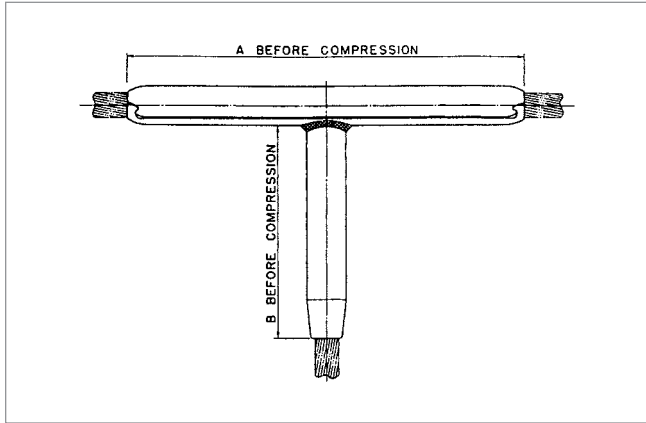
1. Pad Dimensions are on page 65.
2. HiTemp AFL Filler Compound (AFCHT) Requirements are on page 66.
3. Bolt Sizes and Torque Recommendations are on page 66.
4. Installation Instructions for Terminals are on page 75.
5. For more information on die selection and ordering instructions see Tool Catalog.

Catalog Number	Conductor				Die Size	Weight		Total Length L		Pad Size
	Code Name	Size	Stranding	Diameter		lbs	kg	in	mm	
		kcml	Al/St	in						
5876.688HT	Partridge/ACSS	266.8	26/7	0.642	76AH	1.3	0.6	11.2	289	D
5820.781HT	Woodcock/ACSS	336.4	22/7	0.701	20AH	1.3	0.6	10.8	274	D
5820.812HT	Linnet/ACSS	336.4	26/7	0.720	20AH	1.3	0.6	10.8	274	D
5820.781HT	Oriole/ACSS	336.4	30/7	0.741	20AH	1.3	0.6	10.8	274	D
5820.812HT	Ptarmigan/ACSS	397.5	20/7	0.752	20AH	1.3	0.6	10.8	274	D
5820.812HT	Brant/ACSS	397.5	24/7	0.772	20AH	1.3	0.6	10.8	274	D
5820.844HT	Ibis/ACSS	397.5	26/7	0.783	20AH	1.2	0.5	10.7	272	D
5820.844HT	Lark/ACSS	397.5	30/7	0.806	20AH	1.2	0.5	10.7	272	D
5820.875HT	Tailorbird/ACSS	477.0	20/7	0.823	20AH	1.2	0.5	11.4	290	D
5824.938HT	Flicker/ACSS	477.0	24/7	0.846	24AH	2.0	0.9	11.4	290	D
5824.938HT	Hawk/ACSS	477.0	26/7	0.858	24AH	2.0	0.9	11.4	290	D
5824.938HT	Hen/ACSS	477.0	30/7	0.883	24AH	2.0	0.9	11.4	290	D
5824.969HT	Sapsucker/ACSS	556.5	22/7	0.901	24AH	2.0	0.9	11.4	290	D
5824.969HT	Parakeet/ACSS	556.5	24/7	0.914	24AH	2.0	0.9	11.4	290	D
5824.969HT	Dove/ACSS	556.5	26/7	0.927	24AH	2.0	0.9	11.4	290	D
5827.100HT	Eagle/ACSS	556.5	30/7	0.953	27AH	2.4	1.1	12.8	325	D
5827.100HT	Peacock/ACSS	605.0	24/7	0.953	27AH	2.4	1.1	12.8	325	D
5827.100HT	Squab/ACSS	605.0	26/7	0.966	27AH	2.4	1.1	12.8	325	D
5827.106HT	Wood Duck/ACSS	605.0	30/7	0.994	27AH	2.4	1.1	12.8	325	D
5827.106HT	Teal/ACSS	605.0	30/19	0.994	27AH	2.4	1.1	12.8	325	D
5827.106HT	Goldfinch/ACSS	636.0	22/7	0.963	27AH	2.4	1.1	12.8	325	D
5827.106HT	Rook/ACSS	636.0	24/7	0.977	27AH	2.4	1.1	12.8	325	D
5827.106HT	Grosbeak/ACSS	636.0	26/7	0.990	27AH	2.4	1.1	12.8	325	D

HiTemp Terminal Connector - 90° for ACSS Conductor, 5800HT Series

Catalog Number	Conductor				Die Size	Weight		Total Length L		Pad Size
	Code Name	Size	Stranding	Diameter		lbs	kg	in	mm	
		kcmil	Al/St	in						
5827.106HT	Scoter/ACSS	636.0	30/7	1.019	27AH	2.4	1.1	12.8	325	D
5827.106HT	Egret/ACSS	636.0	30/19	1.019	27AH	2.4	1.1	12.8	325	D
5827.106HT	Flamingo/ACSS	666.6	24/7	1.000	27AH	2.4	1.1	12.8	325	D
5827.106HT	Gannet/ACSS	666.6	26/7	1.014	27AH	2.4	1.1	12.8	325	D
5830.109HT	Stilt/ACSS	715.5	24/7	1.036	30AH	3.3	1.5	14.2	361	D
5830.116HT	Starling/ACSS	715.5	26/7	1.051	30AH	3.3	1.5	14.5	368	D
5830.116HT	Redwing/ACSS	715.5	30/19	1.081	30AH	3.2	1.5	14.5	368	D
5830.116HT	Cuckoo/ACSS	795.0	24/7	1.092	30AH	3.2	1.5	14.5	368	D
5830.122HT	Drake/ACSS	795.0	26/7	1.108	30AH	3.2	1.5	14.5	368	D
5830.116HT	Macaw/ACSS	795.0	42/7	1.055	30AH	3.2	1.5	14.5	368	D
5830.116HT	Tern/ACSS	795.0	45/7	1.063	30AH	3.2	1.5	14.5	368	D
5830.116HT	Condor/ACSS	795.0	54/7	1.092	30AH	3.2	1.5	14.5	368	D
5830.122HT	Mallard/ACSS	795.0	30/19	1.140	30AH	3.0	1.4	14.7	373	D
5830.122HT	Ruddy/ACSS	900.0	45/7	1.131	30AH	3.0	1.4	14.7	373	D
5830.122HT	Canary/ACSS	900.0	54/7	1.162	30AH	3.0	1.4	14.7	373	D
5830.122HT	Corncrake/ACSS	954.0	20/7	1.165	30AH	3.0	1.4	14.7	373	D
5830.125HT	Redbird/ACSS	954.0	24/7	1.196	30AH	3.0	1.4	14.7	373	D
5830.122HT	Rail/ACSS	954.0	45/7	1.165	30AH	3.0	1.4	14.7	373	D
5830.125HT	Towhee/ACSS	954.0	48/7	1.175	30AH	3.0	1.4	14.7	373	D
5830.125HT	Cardinal/ACSS	954.0	54/7	1.196	30AH	3.0	1.4	14.7	373	D
5834.134HT	Canvasback/ACSS	954.0	30/19	1.248	34AH	4.3	2.0	15.5	394	D
5834.128HT	Snowbird/ACSS	1033.5	42/7	1.203	34AH	4.4	2.0	15.5	394	D
5834.128HT	Ortolan/ACSS	1033.5	45/7	1.212	34AH	4.4	2.0	15.5	394	D
5834.134HT	Curlew/ACSS	1033.5	54/7	1.245	34AH	4.3	2.0	15.5	394	D
5834.134HT	Bluejay/ACSS	1113.0	45/7	1.259	34AH	4.3	2.0	15.5	394	D
5834.138HT	Finch/ACSS	1113.0	54/19	1.293	34AH	4.3	2.0	15.5	394	D
5834.138HT	Bunting/ACSS	1192.5	45/7	1.302	34AH	4.2	1.9	15.5	394	D
5836.144HT	Grackle/ACSS	1192.5	54/19	1.338	36AH	4.6	2.1	16.1	409	D
5836.144HT	Bittern/ACSS	1272.0	45/7	1.345	36AH	4.6	2.1	16.1	409	D
5836.144HT	Diver/ACSS	1272.0	48/7	1.357	36AH	4.6	2.1	16.1	409	D
5836.147HT	Pheasant/ACSS	1272.0	54/19	1.382	36AH	4.6	2.1	16.1	409	D
5836.147HT	Dipper/ACSS	1351.5	45/7	1.386	36AH	4.6	2.1	16.1	409	D
5838.150HT	Martin/ACSS	1351.5	54/19	1.424	38AH	5.5	2.5	16.6	422	D
5838.150HT	Bobolink/ACSS	1431.0	45/7	1.427	38AH	5.5	2.5	16.6	422	D
5838.156HT	Plover/ACSS	1431.0	54/19	1.465	38AH	5.4	2.5	17.6	447	D
5838.156HT	Nuthatch/ACSS	1510.0	45/7	1.466	38AH	5.4	2.5	17.6	447	D
5840.162HT	Parrot/ACSS	1510.0	54/19	1.505	40AH	6.1	2.8	17.3	439	E
5840.162HT	Ratite/ACSS	1590.0	42/7	1.492	40AH	6.1	2.8	17.3	439	E
5840.162HT	Lapwing/ACSS	1590.0	45/7	1.504	40AH	6.1	2.8	17.3	439	E
5840.162HT	Falcon/ACSS	1590.0	54/19	1.544	40AH	6.1	2.8	17.3	439	E
5842.178HT	Chukar/ACSS	1780.0	84/19	1.602	42AH	7.0	3.2	18.5	470	E
5842.178HT	Mockingbird/ACSS	2034.5	72/7	1.681	42AH	7.0	3.2	18.5	470	E
5842.178HT	Roadrunner/ACSS	2057.0	76/19	1.700	42AH	7.0	3.2	18.5	470	E
5844.184HT	Bluebird/ACSS	2156.0	84/19	1.762	44AH	8.3	3.8	18.7	475	E
5844.181HT	Kiwi/ACSS	2167.0	72/7	1.735	44AH	8.3	3.8	18.7	475	E
5844.188HT	Thrasher/ACSS	2312.0	76/19	1.802	44AH	8.3	3.8	18.7	475	E
5848.197HT	Joree/ACSS	2515.0	76/19	1.880	48AH	10.6	4.8	20.3	516	E

HiTemp Tee Connector - Open Run for ACSS Conductor, 5500HT Series



The 5500HT Series Tee Connector is a permanent drop specifically designed for ACSS conductors. It is fabricated from a specially tempered aluminum that will transfer elevated current and dissipate increased heat more efficiently.

The run portion incorporates an improved design of interlocking extrusions, providing a permanent grip on the conductor when compressed.

The branch portion of the tee connector is designed for limited tension use, maintaining a minimum of 40% of the ASTM rated strength of the conductor.

For die sizes 30AH and above, the end tapers of the compression portions of all compression accessories are supplied with a high voltage finish.

Ordering Instructions

Step 1: Determine Run Catalog Number

Determine the run catalog number based on the conductor being used.

Step 2: Determine Branch Catalog Number

Determine the branch catalog number based on the conductor being used.

Step 3: Assemble Catalog Number

+

Example:

For a Tee Connector with a run conductor of 795 Drake ACSS Conductor and a branch conductor of 954 Cardinal ACSS Conductor, the complete catalog number is:

5530.3-30.125HT

Notes:

1. HiTemp AFL Filler Compound (AFCHT) Requirements are on page 66.
2. Installation Instructions for Tee Connectors are on page 76.

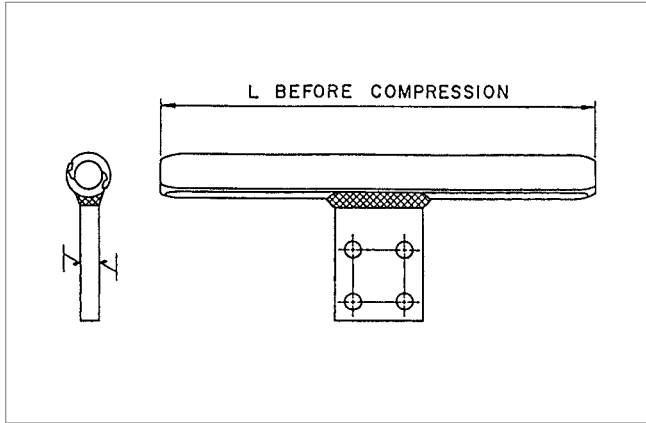
HiTemp Tee Connector - Open Run for ACSS Conductor, 5500HT Series

Partial Catalog Number		Conductor				Die Size	Weight		Run Length A		Branch Length B	
		Code Name	Size	Strand- ing	Diameter		lbs	kg	in	mm	in	mm
Run	Branch		kcmil	Al/St	in							
5576.3	-76.688HT	Partridge/ACSS	266.8	26/7	0.642	76AH	1.9	0.9	18.0	457	10.5	267
5520.3	-20.781HT	Woodcock/ACSS	336.4	22/7	0.701	20AH	2.6	1.2	22.5	572	11.6	295
5520.3	-20.812HT	Linnet/ACSS	336.4	26/7	0.720	20AH	2.6	1.2	22.5	572	11.6	295
5520.3	-20.781HT	Oriole/ACSS	336.4	30/7	0.741	20AH	2.6	1.2	22.5	572	11.6	295
5520.3	-20.812HT	Ptarmigan/ACSS	397.5	20/7	0.752	20AH	2.5	1.1	22.5	572	11.6	295
5520.3	-20.812HT	Brant/ACSS	397.5	24/7	0.772	20AH	2.5	1.1	22.5	572	11.6	295
5520.3	-20.844HT	Ibis/ACSS	397.5	26/7	0.783	20AH	2.5	1.1	22.5	572	11.6	295
5520.3	-20.844HT	Lark/ACSS	397.5	30/7	0.806	20AH	2.5	1.1	22.5	572	11.6	295
5520.3	-20.875HT	Tailorbird/ACSS	477.0	20/7	0.823	20AH	2.5	1.1	22.5	572	11.6	295
5524.3	-24.938HT	Flicker/ACSS	477.0	24/7	0.846	24AH	3.9	1.8	23.5	597	12.3	311
5524.3	-24.938HT	Hawk/ACSS	477.0	26/7	0.858	24AH	3.9	1.8	23.5	597	12.3	311
5524.3	-24.938HT	Hen/ACSS	477.0	30/7	0.883	24AH	3.9	1.8	23.5	597	12.3	311
5524.3	-24.969HT	Sapsucker/ACSS	556.5	22/7	0.901	24AH	3.8	1.7	23.5	597	12.3	311
5524.3	-24.969HT	Parakeet/ACSS	556.5	24/7	0.914	24AH	3.8	1.7	23.5	597	12.3	311
5524.3	-24.969HT	Dove/ACSS	556.5	26/7	0.927	24AH	3.8	1.7	23.5	597	12.3	311
5527.3	-27.100HT	Eagle/ACSS	556.5	30/7	0.953	27AH	5.3	2.4	26.3	667	12.8	326
5527.3	-27.100HT	Peacock/ACSS	605.0	24/7	0.953	27AH	5.3	2.4	26.3	667	12.8	326
5527.3	-27.100HT	Squab/ACSS	605.0	26/7	0.966	27AH	5.3	2.4	26.3	667	12.8	326
5527.3	-27.106HT	Wood Duck/ACSS	605.0	30/7	0.994	27AH	5.2	2.4	26.3	667	12.8	326
5527.3	-27.106HT	Teal/ACSS	605.0	30/19	0.994	27AH	5.2	2.4	26.3	667	12.8	326
5527.3	-27.106HT	Goldfinch/ACSS	636.0	22/7	0.963	27AH	5.2	2.4	26.3	667	12.8	326
5527.3	-27.106HT	Rook/ACSS	636.0	24/7	0.977	27AH	5.2	2.4	26.3	667	12.8	326
5527.3	-27.106HT	Grosbeak/ACSS	636.0	26/7	0.990	27AH	5.2	2.4	26.3	667	12.8	326
5527.3	-27.106HT	Scoter/ACSS	636.0	30/7	1.019	27AH	5.2	2.4	26.3	667	12.8	326
5527.3	-27.106HT	Egret/ACSS	636.0	30/19	1.019	27AH	5.2	2.4	26.3	667	12.8	326
5527.3	-27.106HT	Flamingo/ACSS	666.6	24/7	1.000	27AH	5.2	2.4	26.3	667	12.8	326
5527.3	-27.106HT	Gannet/ACSS	666.6	26/7	1.014	27AH	5.2	2.4	26.3	667	12.8	326
5530.3	-30.109HT	Stilt/ACSS	715.5	24/7	1.036	30AH	6.6	3.0	27.1	689	13.4	341
5530.3	-30.109HT	Starling/ACSS	715.5	26/7	1.051	30AH	6.6	3.0	27.1	689	13.4	341
5530.3	-30.116HT	Redwing/ACSS	715.5	30/19	1.081	30AH	6.6	3.0	27.1	689	13.4	341
5530.3	-30.116HT	Cuckoo/ACSS	795.0	24/7	1.092	30AH	6.4	2.9	27.1	689	13.4	341
5530.3	-30.122HT	Drake/ACSS	795.0	26/7	1.108	30AH	6.4	2.9	27.1	689	13.4	341
5530.3	-30.116HT	Macaw/ACSS	795.0	42/7	1.055	30AH	6.4	2.9	27.1	689	13.4	341
5530.3	-30.116HT	Tern/ACSS	795.0	45/7	1.063	30AH	6.4	2.9	27.1	689	13.4	341
5530.3	-30.116HT	Condor/ACSS	795.0	54/7	1.092	30AH	6.4	2.9	27.1	689	13.4	341
5530.3	-30.122HT	Mallard/ACSS	795.0	30/19	1.140	30AH	6.3	2.9	27.1	689	13.4	341
5530.3	-30.122HT	Ruddy/ACSS	900.0	45/7	1.131	30AH	6.3	2.9	27.1	689	13.4	341
5530.3	-30.122HT	Canary/ACSS	900.0	54/7	1.162	30AH	6.3	2.9	27.1	689	13.4	341
5530.3	-30.122HT	Corncrake/ACSS	954.0	20/7	1.165	30AH	6.3	2.9	27.1	689	13.4	341
5530.3	-30.125HT	Redbird/ACSS	954.0	24/7	1.196	30AH	6.2	2.8	27.1	689	13.4	341
5530.3	-30.122HT	Rail/ACSS	954.0	45/7	1.165	30AH	6.30	2.9	27.1	689	13.4	341

HiTemp Tee Connector - Open Run for ACSS Conductor, 5500HT Series

Partial Catalog Number		Conductor				Die Size	Weight		Run Length A		Branch Length B	
		Code Name	Size	Strand- ing	Diameter		lbs	kg	in	mm	in	mm
Run	Branch		kcmil	Al/St	in							
5530.3	-30.125HT	Towhee/ACSS	954.0	48/7	1.175	30AH	6.2	2.8	27.1	689	13.4	341
5530.3	-30.125HT	Cardinal/ACSS	954.0	54/7	1.196	30AH	6.2	2.8	27.1	689	13.4	341
5534.3	-34.134HT	Canvasback/ACSS	954.0	30/19	1.248	34AH	8.7	4.0	28.1	714	14.1	357
5534.3	-34.128HT	Snowbird/ACSS	1033.5	42/7	1.203	34AH	8.9	4.0	28.1	714	14.1	357
5534.3	-34.128HT	Ortolan/ACSS	1033.5	45/7	1.212	34AH	8.9	4.0	28.1	714	14.1	357
5534.3	-34.134HT	Curlew/ACSS	1033.5	54/7	1.245	34AH	8.7	4.0	28.1	714	14.1	357
5534.3	-34.134HT	Bluejay/ACSS	1113.0	45/7	1.259	34AH	8.7	4.0	28.1	714	14.1	357
5534.3	-34.138HT	Finch/ACSS	1113.0	54/19	1.293	34AH	8.7	4.0	28.1	714	14.1	357
5534.3	-34.138HT	Bunting/ACSS	1192.5	45/7	1.302	34AH	8.6	3.9	28.1	714	14.1	357
5536.3	-36.144HT	Grackle/ACSS	1192.5	54/19	1.338	36AH	9.4	4.3	29.0	737	14.6	371
5536.3	-36.144HT	Bittern/ACSS	1272.0	45/7	1.345	36AH	9.4	4.3	29.0	737	14.6	371
5536.3	-36.144HT	Diver/ACSS	1272.0	48/7	1.357	36AH	9.4	4.3	29.0	737	14.6	371
5536.3	-36.147HT	Pheasant/ACSS	1272.0	54/19	1.382	36AH	9.3	4.2	29.0	737	14.6	371
5536.3	-36.147HT	Dipper/ACSS	1351.5	45/7	1.386	36AH	9.3	4.2	29.0	737	14.6	371
5538.3	-38.150HT	Martin/ACSS	1351.5	54/19	1.424	38AH	11.1	5.0	29.9	759	15.2	386
5538.3	-38.150HT	Bobolink/ACSS	1431.0	45/7	1.427	38AH	11.1	5.0	29.9	759	15.2	386
5538.3	-38.156HT	Plover/ACSS	1431.0	54/19	1.465	38AH	10.8	4.9	29.9	759	15.2	386
5538.3	-38.156HT	Nuthatch/ACSS	1510.0	45/7	1.466	38AH	11.8	5.4	29.9	759	16.2	411
5540.3	-40.162HT	Parrot/ACSS	1510.0	54/19	1.505	40AH	12.6	5.7	30.8	781	15.8	400
5540.3	-40.162HT	Ratite/ACSS	1590.0	42/7	1.492	40AH	12.6	5.7	30.8	781	15.8	400
5540.3	-40.162HT	Lapwing/ACSS	1590.0	45/7	1.504	40AH	12.6	5.7	30.8	781	15.8	400
5540.3	-40.162HT	Falcon/ACSS	1590.0	54/19	1.544	40AH	12.6	5.7	30.8	781	15.8	400
5542.3	-42.178HT	Chukar/ACSS	1780.0	84/19	1.602	42AH	14.2	6.5	31.6	803	16.4	416
5542.3	-42.178HT	Mockingbird/ACSS	2034.5	72/7	1.681	42AH	14.2	6.5	31.6	803	16.4	416
5542.3	-42.178HT	Roadrunner/ACSS	2057.0	76/19	1.700	42AH	14.2	6.5	31.6	803	16.4	416
5544.3	-44.184HT	Bluebird/ACSS	2156.0	84/19	1.762	44AH	15.9	7.2	32.5	826	16.0	406
5544.3	-44.181HT	Kiwi/ACSS	2167.0	72/7	1.735	44AH	15.9	7.2	32.5	826	16.0	406
5544.3	-44.188HT	Thrasher/ACSS	2312.0	76/19	1.802	44AH	15.9	7.2	32.5	826	16.0	406
5548.3	-48.197HT	Joree/ACSS	2515.0	76/19	1.880	48AH	20.9	9.5	32.5	826	16.0	406

HiTemp Tee Tap - Open Run for ACSS Conductor, 5300HT Series



The 5300HT Series Tee Tap is a permanent or temporary drop specifically designed for ACSS conductors. It is fabricated from a specially tempered aluminum that will transfer elevated current and dissipate increased heat more efficiently.

The run portion incorporates an improved design of interlocking extrusions, providing a permanent grip on the conductor when compressed.

For die sizes 30AH and above, the end tapers of the compression portions of all compression accessories are supplied with a high voltage finish.

Square edges of the compression accessory pad can cause Corona. Pads with rounded edges and corners can be supplied by adding the catalog suffix "EHV".

Ordering Instructions

Step 1: Catalog Number

Determine the catalog number based on the conductor being used.

Step 2: Extra High Voltage Finish

For Extra High Voltage Finish, use "EHV". (≥ 345 kV)

For Standard Finish, leave blank. (< 345 kV)

Step 3: Assemble Catalog Number

+

Example:

For 795 Drake ACSS Conductor with EHV finish, the complete catalog number is:

5330.3HTEHV

Notes:

1. Pad Dimensions are on page 65.
2. HiTemp AFL Filler Compound (AFCHT) Requirements are on page 66.
3. Bolt Sizes and Torque Recommendations are on page 66.
4. Installation Instructions for Tee Taps are on page 76.

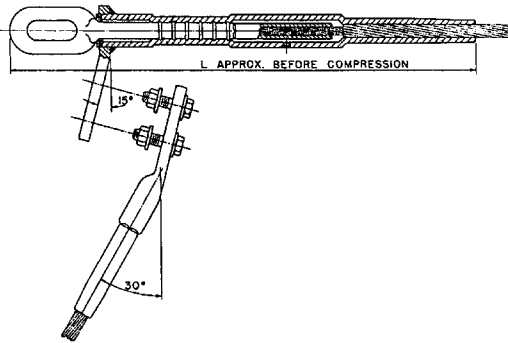
HiTemp Tee Tap - Open Run for ACSS Conductor, 5300HT Series

Catalog Number	Conductor				Die Size	Weight		Total Length L		Pad Size
	Code Name	Size	Stranding	Diameter		lbs	kg	in	mm	
		kcmil	Al/St	in						
5376.3HT	Partridge/ACSS	266.8	26/7	0.642	76AH	1.6	0.7	19.5	495	D
5320.3HT	Woodcock/ACSS	336.4	22/7	0.701	20AH	2.4	1.1	24.0	611	D
5320.3HT	Linnet/ACSS	336.4	26/7	0.720	20AH	2.4	1.1	24.0	611	D
5320.3HT	Oriole/ACSS	336.4	30/7	0.741	20AH	2.4	1.1	24.0	611	D
5320.3HT	Ptarmigan/ACSS	397.5	20/7	0.752	20AH	2.4	1.1	24.0	611	D
5320.3HT	Brant/ACSS	397.5	24/7	0.772	20AH	2.4	1.1	24.0	611	D
5320.3HT	Ibis/ACSS	397.5	26/7	0.783	20AH	2.4	1.1	24.0	611	D
5320.3HT	Lark/ACSS	397.5	30/7	0.806	20AH	2.4	1.1	24.0	611	D
5320.3HT	Tailorbird/ACSS	477.0	20/7	0.823	20AH	2.4	1.1	24.0	611	D
5324.3HT	Flicker/ACSS	477.0	24/7	0.846	24AH	2.8	1.3	24.9	633	D
5324.3HT	Hawk/ACSS	477.0	26/7	0.858	24AH	2.8	1.3	24.9	633	D
5324.3HT	Hen/ACSS	477.0	30/7	0.883	24AH	2.8	1.3	24.9	633	D
5324.3HT	Sapsucker/ACSS	556.5	22/7	0.901	24AH	2.8	1.3	24.9	633	D
5324.3HT	Parakeet/ACSS	556.5	24/7	0.914	24AH	2.8	1.3	24.9	633	D
5324.3HT	Dove/ACSS	556.5	26/7	0.927	24AH	2.8	1.3	24.9	633	D
5327.3HT	Eagle/ACSS	556.5	30/7	0.953	27AH	3.9	1.8	27.0	688	D
5327.3HT	Peacock/ACSS	605.0	24/7	0.953	27AH	3.9	1.8	27.0	688	D
5327.3HT	Squab/ACSS	605.0	26/7	0.966	27AH	3.9	1.8	27.0	688	D
5327.3HT	Wood Duck/ACSS	605.0	30/7	0.994	27AH	3.9	1.8	27.0	688	D
5327.3HT	Teal/ACSS	605.0	30/19	0.994	27AH	3.9	1.8	27.0	688	D
5327.3HT	Goldfinch/ACSS	636.0	22/7	0.963	27AH	3.9	1.8	27.0	688	D
5327.3HT	Rook/ACSS	636.0	24/7	0.977	27AH	3.9	1.0	27.0	688	D
5327.3HT	Grosbeak/ACSS	636.0	26/7	0.990	27AH	3.9	1.8	27.0	688	D
5327.3HT	Scoter/ACSS	636.0	30/7	1.019	27AH	3.9	1.8	27.0	688	D
5327.3HT	Egret/ACSS	636.0	30/19	1.019	27AH	3.9	1.8	27.0	688	D
5327.3HT	Flamingo/ACSS	666.6	24/7	1.000	27AH	3.9	1.8	27.0	688	D
5327.3HT	Gannet/ACSS	666.6	26/7	1.014	27AH	3.9	1.8	27.0	688	D
5330.3HT	Stilt/ACSS	715.5	24/7	1.036	30AH	4.8	2.2	27.2	692	D
5330.3HT	Starling/ACSS	715.5	26/7	1.051	30AH	4.8	2.2	27.2	692	D
5330.3HT	Redwing/ACSS	715.5	30/19	1.081	30AH	4.8	2.2	27.2	692	D
5330.3HT	Cuckoo/ACSS	795.0	24/7	1.092	30AH	4.8	2.2	27.2	692	D
5330.3HT	Drake/ACSS	795.0	26/7	1.108	30AH	4.8	2.2	27.2	692	D
5330.3HT	Macaw/ACSS	795.0	42/7	1.055	30AH	4.8	2.2	27.2	692	D
5330.3HT	Tern/ACSS	795.0	45/7	1.063	30AH	4.8	2.2	27.2	692	D
5330.3HT	Condor/ACSS	795.0	54/7	1.092	30AH	4.8	2.2	27.2	692	D
5330.3HT	Mallard/ACSS	795.0	30/19	1.140	30AH	4.8	2.2	27.8	708	D
5330.3HT	Ruddy/ACSS	900.0	45/7	1.131	30AH	4.8	2.2	27.8	708	D
5330.3HT	Canary/ACSS	900.0	54/7	1.162	30AH	4.8	2.2	27.2	692	D
5330.3HT	Corncrake/ACSS	954.0	20/7	1.165	30AH	4.8	2.2	27.2	692	D
5330.3HT	Redbird/ACSS	954.0	24/7	1.196	30AH	4.8	2.2	27.8	708	D
5330.3HT	Rail/ACSS	954.0	45/7	1.165	30AH	4.8	2.2	27.2	692	D
5330.3HT	Towhee/ACSS	954.0	48/7	1.175	30AH	4.8	2.2	27.8	708	D

HiTemp Tee Tap - Open Run for ACSS Conductor, 5300HT Series

Catalog Number	Conductor				Die Size	Weight		Total Length L		Pad Size
	Code Name	Size	Stranding	Diameter		lbs	kg	in	mm	
		kcmil	Al/St	in						
5330.3HT	Cardinal/ACSS	954.0	54/7	1.196	30AH	4.8	2.2	27.2	692	D
5334.3HT	Canvasback/ACSS	954.0	30/19	1.248	34AH	6.3	2.9	28.6	728	D
5334.3HT	Snowbird/ACSS	1033.5	42/7	1.203	34AH	6.3	2.9	28.6	728	D
5334.3HT	Ortolan/ACSS	1033.5	45/7	1.212	34AH	6.3	2.9	28.6	728	D
5334.3HT	Curlew/ACSS	1033.5	54/7	1.245	34AH	6.3	2.9	28.6	728	D
5334.3HT	Bluejay/ACSS	1113.0	45/7	1.259	34AH	6.3	2.9	28.6	728	D
5334.3HT	Finch/ACSS	1113.0	54/19	1.293	34AH	6.3	2.9	28.6	728	D
5334.3HT	Bunting/ACSS	1192.5	45/7	1.302	34AH	6.3	2.9	28.6	728	D
5336.3HT	Grackle/ACSS	1192.5	54/19	1.338	36AH	6.5	3.0	29.5	750	D
5336.3HT	Bittern/ACSS	1272.0	45/7	1.345	36AH	6.5	3.0	29.5	750	D
5336.3HT	Diver/ACSS	1272.0	48/7	1.357	36AH	6.5	3.0	29.5	750	D
5336.3HT	Pheasant/ACSS	1272.0	54/19	1.382	36AH	6.5	3.0	29.5	750	D
5336.3HT	Dipper/ACSS	1351.5	45/7	1.386	36AH	6.5	3.0	29.5	750	D
5338.3HT	Martin/ACSS	1351.5	54/19	1.424	38AH	7.3	3.3	30.1	765	D
5338.3HT	Bobolink/ACSS	1431.0	45/7	1.427	38AH	7.3	3.3	30.1	765	D
5338.3HT	Plover/ACSS	1431.0	54/19	1.465	38AH	7.3	3.3	30.1	765	D
5338.3HT	Nuthatch/ACSS	1510.0	45/7	1.466	38AH	7.3	3.3	30.1	765	D
5340.3HT	Parrot/ACSS	1510.0	54/19	1.505	40AH	8.4	3.8	30.7	779	E
5340.3HT	Ratite/ACSS	1590.0	42/7	1.492	40AH	8.4	3.8	30.7	779	E
5340.3HT	Lapwing/ACSS	1590.0	45/7	1.504	40AH	8.4	3.8	30.7	779	E
5340.3HT	Falcon/ACSS	1590.0	54/19	1.544	40AH	8.4	3.8	30.7	779	E
5342.3HT	Chukar/ACSS	1780.0	84/19	1.602	42AH	10.4	4.7	31.6	803	E
5342.3HT	Mockingbird/ACSS	2034.5	72/7	1.681	42AH	10.4	4.7	31.6	803	E
5342.3HT	Roadrunner/ACSS	2057.0	76/19	1.700	42AH	10.4	4.7	31.6	803	E
5344.3HT	Bluebird/ACSS	2156.0	84/19	1.762	44AH	11.9	5.4	33.5	853	E
5344.3HT	Kiwi/ACSS	2167.0	72/7	1.735	44AH	11.9	5.4	33.5	853	E
5344.3HT	Thrasher/ACSS	2312.0	76/19	1.802	44AH	11.9	5.4	33.5	853	E
5348.3HT	Joree/ACSS	2515.0	76/19	1.880	48AH	13.4	6.1	35.0	885	E

HiTemp Compression Dead End for ACSS/TW Conductor, Eye Type, Single Tongue, 440000HT Series



The 440000HT Series Dead End Assembly is specifically designed for ACSS/TW conductor. The body of the HiTemp Dead Ends are fabricated from a specially tempered aluminum that will transfer elevated current and dissipate increased heat more efficiently. The tongue and terminal pad are constructed with a 15° angle, which permits the terminal connector to be bolted in the straight or 30° position.

All HiTemp Dead Ends are designed for full tension use, achieving a minimum of 95% of the ASTM rated strength of the conductor. Each dead end assembly comes with a terminal and aluminum hardware.

For die sizes 30AH and above, the end tapers of the compression portions of all compression accessories are supplied with a high voltage finish. Corona bolts are furnished as standard on 15° terminals for these die sizes.

The square edges of the bolted pads of the compression accessories could cause Corona. Pads with edges and corners rounded can be supplied by adding the catalog suffix "EHV".

Ordering Instructions

Step 1: Assembly Catalog Number

Determine the assembly catalog number based on the conductor being used.

Step 2: Terminal Connector

For an assembly without a terminal connector, use "NT".

For an assembly with a terminal connector, leave blank.

Step 3: Extra High Voltage Finish

For Extra High Voltage Finish, use "EHV". (≥ 345 kV)

For Standard Finish, leave blank. (< 345 kV)

Step 4: Assemble Catalog Number

Assy Catalog Number + Terminal Connector + EHV Finish

Example:

For 954 Cardinal ACSS/TW Conductor with no terminal and EHV finish, the complete catalog number is:

E441084HTNTEHV

Notes:

1. Eye Dimensions are on page 70.
2. Pad Dimensions are on page 70.
3. HiTemp AFL Filler Compound (AFCHT) Requirements are on page 71.
4. Bolt Sizes and Torque Recommendations are on page 71.
5. Installation Instructions for Dead Ends are on page 76.
6. Installation Instructions for Terminals are on page 80.
7. For more information on die selection and ordering instructions see Tool Catalog.

HiTemp Compression Dead End for ACSS/TW Conductor, Eye Type, Single Tongue, 440000HT Series

ACCESSORIES
ACSS/TW

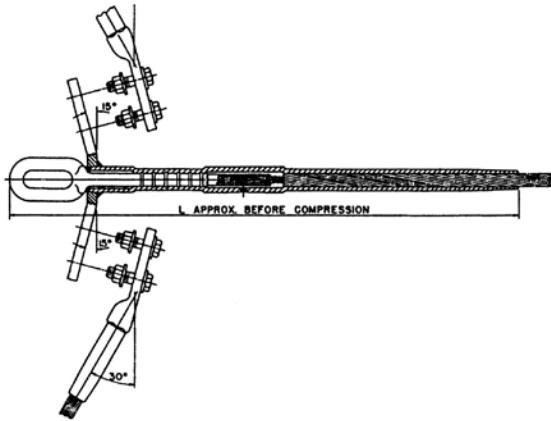
Dead End Assembly Catalog Number	Conductor					Component Catalog Number			Die Size		Total Weight		Total Length L		Pad Size
	Code Name	Size	Type	Stranding	Diameter	Dead End Body	Steel Eye	15° Terminal	Aluminum	Steel	lbs	kg	in	mm	
E440693HT	Oriole/ACSS/TW	336.4	23	18/7	0.693	8120.781CHT	9110.332	5120.781HT	20AH	10SH	5.9	2.7	27.3	694	D
E440776HT	Flicker/ACSS/TW	477.0	13	18/7	0.776	8124.938HT	9110.295	5124.938HT	24AH	10SH	7.0	3.5	26.6	678	D
E440789HT	Hawk/ACSS/TW	477.0	16	18/7	0.789	8124.938HT	9112.332	5124.938HT	24AH	12SH	7.1	3.5	26.6	678	D
E440825HT	Hen/ACSS/TW	477.0	23	18/7	0.825	8124.938CHT	9212.397	5124.938HT	24AH	12SH	7.6	3.7	26.8	681	D
E440835HT	Parakeet/ACSS/TW	556.5	13	18/7	0.835	8124.969HT	9210.316	5124.969HT	24AH	10SH	7.4	3.5	27.3	694	D
E440852HT	Dove/ACSS/TW	556.5	16	20/7	0.852	8124.969HT	9212.359	5124.969HT	24AH	12SH	7.7	3.6	27.3	694	D
E440858HT	Calumet/ACSS/TW	565.3	16	18/7	0.858	8124.969HT	9212.359	5124.969HT	24AH	12SH	7.7	3.5	27.3	694	D
E440846HT	Mohawk/ACSS/TW	571.7	13	18/7	0.846	8124.969HT	9212.332	5124.969HT	24AH	12SH	7.7	3.5	27.3	694	D
E440890HT	Rook/ACSS/TW	636.0	13	19/7	0.890	8127.106HT	9212.344	5127.106HT	27AH	12SH	9.0	4.2	28.8	732	D
E440908HT	Grosbeak/ACSS/TW	636.0	16	20/7	0.908	8127.106HT	9212.386	5127.106HT	27AH	12SH	9.0	4.2	28.8	732	D
E440953HT	Scoter/ACSS/TW	636.0	23	18/7	0.953	8127.106HT	9214.484	5127.106HT	27AH	14SH	9.0	4.2	28.8	732	D
E440927HT	Oswego/ACSS/TW	664.8	16	20/7	0.927	8127.106CHT	9312.391	5127.106HT	27AH	12SH	9.9	4.5	29.0	737	D
E440913HT	Mystic/ACSS/TW	666.6	13	20/7	0.913	8127.106CHT	9312.351	5127.106HT	27AH	12SH	9.9	4.5	29.0	737	D
E440990HT	Wabash/ACSS/TW	762.8	16	20/7	0.990	8130.116HT	9314.432	5130.116HT	30AH	14SH	11.8	5.4	29.8	759	D
E440977HT	Maumee/ACSS/TW	768.2	13	20/7	0.977	8130.116HT	9314.381	5130.116HT	30AH	14SH	11.8	5.4	29.8	759	D
E440960HT	Tern/ACSS/TW	795.0	7	17/7	0.960	8130.116HT	9310.290	5130.116HT	30AH	10SH	11.4	5.4	29.8	759	D
E440980HT	Puffin/ACSS/TW	795.0	10	18/7	0.980	8130.116HT	9312.351	5130.116HT	30AH	12SH	11.6	5.4	29.8	759	D
E440993HT	Condor/ACSS/TW	795.0	13	20/7	0.993	8130.116HT	9312.386	5130.116HT	30AH	12SH	11.6	5.5	29.8	759	D
E441010HT	Drake/ACSS/TW	795.0	16	20/7	1.010	8130.116HT	9314.432	5130.116HT	30AH	14SH	11.8	5.6	29.8	759	D
E441080HT	Canary/ACSS/TW	900.0	13	30/7	1.080	8130.122HT	9414.406	5130.122HT	30AH	14SH	12.0	5.7	30.5	775	D
E441077HT	Fraser/ACSS/TW	946.7	10	35/7	1.077	8130.122HT	9412.359	5130.122HT	30AH	12SH	11.7	5.3	30.5	775	D
E441044HT	Phoenix/ACSS/TW	954.0	5	30/7	1.044	8130.122HT	9412.277	5130.122HT	30AH	12SH	11.7	5.7	30.5	775	D
E441061HT	Rail/ACSS/TW	954.0	7	32/7	1.061	8130.122HT	9410.302	5130.122HT	30AH	10SH	11.6	5.5	30.5	775	D
E441084HT	Cardinal/ACSS/TW	954.0	13	20/7	1.084	8130.125HT	9414.422	5130.125HT	30AH	14SH	12.0	5.7	31.3	794	D
E441060HT	Kettle/ACSS/TW	957.2	7	32/7	1.060	8130.122HT	9412.316	5130.122HT	30AH	12SH	11.7	5.3	30.5	775	D
E441108HT	Suwannee/ACSS/TW	959.6	16	22/7	1.108	8130.122HT	9314.453	5130.122HT	30AH	14SH	11.6	5.3	30.5	775	D
E441092HT	Columbia/ACSS/TW	966.2	13	21/7	1.092	8130.122HT	9414.441	5130.122HT	30AH	14SH	12.0	5.5	30.5	775	D
E441089HT	Snowbird/ACSS/TW	1033.5	5	30/7	1.089	8134.128HT	9412.277	5134.128HT	34AH	12SH	15.2	7.0	31.5	800	D
E441102HT	Ortolan/ACSS/TW	1033.5	7	32/7	1.102	8134.128HT	9410.324	5134.128HT	34AH	10SH	15.1	6.9	31.5	800	D
E441128HT	Curlew/ACSS/TW	1033.5	13	22/7	1.128	8134.134CHT	E9614.441	5134.134HT	34AH	14SH	15.2	6.7	32.9	836	D
E441131HT	—	1080.0	7	20/7	1.131	8134.128HT	9412.332	5134.128HT	34AH	12SH	15.2	6.9	31.5	800	D
E441129HT	Avocet/ACSS/TW	1113.0	5	30/7	1.129	8134.128HT	9412.290	5134.134HT	34AH	12SH	15.2	6.9	31.5	800	D
E441143HT	Bluejay/ACSS/TW	1113.0	7	33/7	1.143	8134.134HT	E9512.332	5134.134HT	34AH	12SH	15.0	6.6	32.2	818	D
E441185HT	Finch/ACSS/TW	1113.0	13	38/19	1.185	8134.134CHT	E9614.453	5134.134HT	34AH	14SH	15.2	6.4	32.2	818	D
E441165HT	Genesee/ACSS/TW	1158.0	7	33/7	1.165	8134.134HT	9412.351	5134.134HT	34AH	12SH	14.5	6.6	32.2	818	D
E441196HT	Hudson/ACSS/TW	1158.4	13	26/7	1.196	8134.138CHT	E9614.484	5134.138HT	34AH	14SH	14.7	6.7	32.9	836	D
E441155HT	Cheyenne/ACSS/TW	1168.1	5	30/7	1.155	8134.134HT	9412.295	5134.134HT	34AH	12SH	14.5	6.6	31.5	800	D
E441167HT	Oxbird/ACSS/TW	1192.5	5	30/7	1.167	8134.138HT	E9512.302	5134.138HT	34AH	12SH	14.5	6.6	32.2	818	D
E441181HT	Bunting/ACSS/TW	1192.5	7	33/7	1.181	8134.138HT	E9512.344	5134.138HT	34AH	12SH	14.5	6.5	32.2	818	D
E441225HT	Grackle/ACSS/TW	1192.5	13	38/19	1.225	8136.144CHT	E9614.484	5136.144HT	36AH	14SH	16.3	6.5	32.3	821	D
E441245HT	Yukon/ACSS/TW	1233.6	13	38/19	1.245	8134.138CHT	E9614.500	5134.138HT	34AH	14SH	14.7	6.7	32.9	836	D
E441213HT	Nelson/ACSS/TW	1257.1	7	35/7	1.213	8134.138HT	E9512.351	5134.138HT	34AH	12SH	14.5	6.6	32.2	818	D

HiTemp Compression Dead End for ACSS/TW Conductor, Eye Type, Single Tongue, 440000HT Series (continued)

ACSS/TW ACCESSORIES

Dead End Assembly Catalog Number	Conductor					Component Catalog Number			Die Size		Total Weight		Total Length L		Pad Size
	Code Name	Size	Type	Stranding	Diameter	Dead End Body	Steel Eye	15° Terminal	Aluminum	Steel	lbs	kg	in	mm	
		kcmil		Al/St	in										
E441203HT	Scissortail/ACSS/TW	1272.0	5	30/7	1.202	8136.144HT	E9512.316	5136.144HT	36AH	12SH	16.1	6.7	32.3	821	D
E441203HT	Catawba/ACSS/TW	1272.0	5	30/7	1.203	8134.138HT	E9512.316	5134.138HT	34AH	12SH	14.5	6.6	32.2	818	D
E441220HT	Bittern/ACSS/TW	1272.0	7	35/7	1.220	8136.144HT	E9512.351	5136.144HT	36AH	12SH	16.1	7.3	32.3	821	D
E441264HT	Pheasant/ACSS/TW	1272.0	13	39/19	1.264	8136.147HT	E9616.500	5136.147HT	36AH	16SH	16.7	7.6	32.6	827	D
E441290HT	Thames/ACSS/TW	1334.6	13	39/19	1.290	8136.144CHT	E9614.516	5136.144HT	36AH	14SH	16.3	7.4	32.3	821	D
E441256HT	Dipper/ACSS/TW	1351.5	7	35/7	1.256	8136.147HT	E9612.377	5136.147HT	36AH	12SH	16.2	7.4	32.6	827	D
E441300HT	Martin/ACSS/TW	1351.5	13	39/19	1.300	8138.150HT	E9616.500	5138.150HT	38AH	16SH	18.9	8.6	32.8	833	D
E441259HT	Mackenzie/ACSS/TW	1359.7	7	36/7	1.259	8136.144HT	E9512.359	5136.144HT	36AH	12SH	16.1	7.3	32.3	821	D
E441248HT	Truckee/ACSS/TW	1372.5	5	30/7	1.248	8134.138HT	E9512.318	5134.138HT	34AH	12SH	14.5	6.6	32.2	818	D
E441291HT	Bobolink/ACSS/TW	1431.0	7	36/7	1.291	8138.150HT	E9612.381	5138.150HT	38AH	12SH	18.4	8.4	32.8	833	D
E441337HT	Plover/ACSS/TW	1431.0	13	37/19	1.337	8138.156HT	E9616.516	5138.156HT	38AH	16SH	18.6	8.9	32.8	833	D
E441340HT	Merrimack/ACSS/TW	1433.6	13	39/19	1.340	8138.156HT	E9616.521	5138.156HT	38AH	16SH	18.6	8.5	32.8	833	D
E441302HT	Miramichi/ACSS/TW	1455.3	7	36/7	1.302	8138.156HT	E9614.397	5138.156HT	38AH	14SH	18.2	8.3	32.8	833	D
E441292HT	St. Croix/ACSS/TW	1467.8	5	33/7	1.292	8138.156HT	E9612.332	5138.156HT	38AH	12SH	18.1	8.2	32.8	833	D
E441382HT	Rio Grande/ACSS/TW	1533.3	13	39/19	1.382	8138.156HT	E9616.546	5138.156HT	38AH	16SH	18.6	8.5	32.8	833	D
E441345HT	Potomac/ACSS/TW	1557.4	7	36/7	1.345	8138.156HT	E9614.406	5138.156HT	38AH	14SH	18.3	8.3	32.8	833	D
E441334HT	Platte/ACSS/TW	1569.0	5	33/7	1.334	8138.156HT	E9612.337	5138.156HT	38AH	12SH	18.1	8.2	32.8	833	D
E441358HT	Lapwing/ACSS/TW	1590.0	7	36/7	1.358	8140.162HT	E9612.397	5140.162HT	40AH	12SH	21.4	9.7	33.7	856	E
E441408HT	Falcon/ACSS/TW	1590.0	13	42/19	1.408	8140.162HT	E9718.546	5140.162HT	40AH	18SH	23.1	10.5	33.8	859	E
E441424HT	Pecos/ACSS/TW	1622.0	13	39/19	1.424	8140.162HT	E9718.578	5140.162HT	40AH	18SH	23.1	10.5	33.8	859	E
E441386HT	Schuykill/ACSS/TW	1657.4	7	36/7	1.386	8140.162HT	E9614.422	5140.162HT	40AH	14SH	21.6	9.8	33.7	856	E
E441470HT	James/ACSS/TW	1730.6	13	34/19	1.470	8142.168HT	E9718.578	5142.168HT	42AH	18SH	24.0	10.9	35.0	889	E
E441427HT	Pee Dee/ACSS/TW	1758.6	7	37/7	1.427	8140.162HT	E9714.432	5140.162HT	40AH	14SH	22.5	10.2	33.8	859	E
E441445HT	Chukar/ACSS/TW	1780.0	8	37/19	1.445	8142.178HT	E9714.453	5142.178HT	42AH	14SH	23.5	10.7	35.0	889	E
E441545HT	Cumberland/ACSS/TW	1926.9	13	42/19	1.545	8142.178HT	E9718.609	5142.178HT	42AH	18SH	24.1	11.0	35.0	889	E
E441504HT	Athabaska/ACSS/TW	1949.6	7	42/7	1.504	8142.178HT	E9714.453	5142.178HT	42AH	14SH	23.5	10.7	35.0	889	E
E441602HT	Powder/ACSS/TW	2153.8	8	64/19	1.602	8144.184HT	E9814.516	5144.184HT	44AH	14SH	25.6	11.6	32.8	835	E
E441608HT	Bluebird/ACSS/TW	2156.0	8	64/19	1.608	8144.184HT	E9816.516	5144.184HT	44AH	16SH	25.6	11.6	32.8	835	E
E441762HT	Santee/ACSS/TW	2627.3	8	64/19	1.762	8148.191HT	E9816.578	5148.191HT	48AH	16SH	29.4	13.4	37.3	948	E

HiTemp Compression Dead End for ACSS/TW Conductor, Eye Type, Double Tongue, 480000HT Series



The 480000HT Series Double Tongue Dead End Assembly is specifically designed for ACSS/TW conductor. The body of the HiTemp Dead Ends are fabricated from a specially tempered aluminum that will transfer elevated current and dissipate increased heat more efficiently. The tongue and terminal pad are constructed with a 15° angle, which permits the terminal connector to be bolted in the straight or 30° position.

All HiTemp Dead Ends are designed for full tension use, achieving a minimum of 95% of the ASTM rated strength of the conductor. Each dead end assembly comes with two 15° terminals and aluminum hardware.

For die sizes 30AH and above, the end tapers of the compression portions of all compression accessories are supplied with a high voltage finish. Corona bolts are furnished as standard on 15° terminals for these die sizes.

The square edges of the bolted pads of the compression accessories could cause Corona. Pads with edges and corners rounded can be supplied by adding the catalog suffix "EHV".

Ordering Instructions

Step 1: Assembly Catalog Number

Determine the assembly catalog number based on the conductor being used.

Step 2: Terminal Connector

For an assembly without a terminal connector, use "NT".

For an assembly with a terminal connector, leave blank.

Step 3: Extra High Voltage Finish

For Extra High Voltage Finish, use "EHV". (≥ 345 kV)

For Standard Finish, leave blank. (< 345 kV)

Step 4: Assemble Catalog Number

Assy Catalog Number + Terminal Connector + EHV Finish

Example:

For 954 Cardinal ACSS/TW Conductor with no terminal and EHV finish, the complete catalog number is:

E481084HTNTEHV

Notes:

1. Eye Dimensions are on page 70.
2. Pad Dimensions are on page 70.
3. HiTemp AFL Filler Compound (AFCHT) Requirements are on page 71.
4. Bolt Sizes and Torque Recommendations are on page 71.
5. Installation Instructions for Dead Ends are on page 76.
6. Installation Instructions for Terminals are on page 80.
7. For more information on die selection and ordering instructions see Tool Catalog.

HiTemp Compression Dead End for ACSS/TW Conductor, Eye Type, Double Tongue, 48000HT Series

ACSS/TW ACCESSORIES

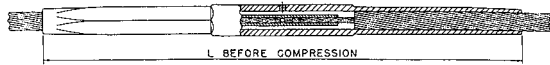
Dead End Assembly Catalog Number	Conductor					Component Catalog Number			Die Size		Total Weight		Total Length L		Pad Size
	Code Name	Size	Type	Stranding	Diameter	Dead End Body	Steel Eye	15° Terminal	Aluminum	Steel	lbs	kg	in	mm	
		kcmil		Al/St	in										
E480693HT	Oriole/ACSS/TW	336.4	23	18/7	0.693	8220.781HT	9110.332	5120.781HT	20AH	10SH	8.0	3.8	27.3	693	D
E480776HT	Flicker/ACSS/TW	477.0	13	18/7	0.776	8224.938HT	9110.295	5124.938HT	24AH	10SH	9.8	4.3	26.6	676	D
E480789HT	Hawk/ACSS/TW	477.0	16	18/7	0.789	8224.938CHT	9112.332	5124.938HT	24AH	12SH	9.9	4.5	26.6	676	D
E480825HT	Hen/ACSS/TW	477.0	23	18/7	0.825	8224.938HT	9212.397	5124.938HT	24AH	12SH	10.4	5.2	26.8	681	D
E480835HT	Parakeet/ACSS/TW	556.5	13	18/7	0.835	8224.969HT	9210.316	5124.969HT	24AH	10SH	10.2	4.8	27.3	693	D
E480852HT	Dove/ACSS/TW	556.5	16	20/7	0.852	8224.969HT	9212.359	5124.969HT	24AH	12SH	10.5	5.2	27.3	693	D
E480858HT	Calumet/ACSS/TW	565.3	16	18/7	0.858	8224.969HT	9212.359	5124.969HT	24AH	12SH	10.5	5.2	27.3	693	D
E480846HT	Mohawk/ACSS/TW	571.7	13	18/7	0.846	8224.969HT	9212.332	5124.969HT	24AH	12SH	10.5	5.2	27.3	693	D
E480890HT	Rook/ACSS/TW	636.0	13	19/7	0.890	8227.106HT	9212.344	5127.106HT	27AH	12SH	12.5	5.4	28.8	732	D
E480908HT	Grosbeak/ACSS/TW	636.0	16	20/7	0.908	8227.106HT	9212.386	5127.106HT	27AH	12SH	12.5	5.4	28.8	732	D
E480953HT	Scoter/ACSS/TW	636.0	23	18/7	0.953	8227.106HT	9214.484	5127.106HT	27AH	14SH	12.5	5.4	28.8	732	D
E480927HT	Oswego/ACSS/TW	664.8	16	20/7	0.927	8227.106CHT	9312.391	5127.106HT	27AH	12SH	13.3	6.6	29.0	737	D
E480913HT	Mystic/ACSS/TW	666.6	13	20/7	0.913	8227.106CHT	9312.351	5127.106HT	27AH	12SH	13.3	6.6	29.0	737	D
E480990HT	Wabash/ACSS/TW	762.8	16	20/7	0.990	8230.116HT	9314.432	5130.116HT	30AH	14SH	16.4	7.7	29.8	757	D
E480977HT	Maumee/ACSS/TW	768.2	13	20/7	0.977	8230.116HT	9314.381	5130.116HT	30AH	14SH	16.4	7.7	29.8	757	D
E480960HT	Terrn/ACSS/TW	795.0	7	17/7	0.960	8230.116HT	9310.290	5130.116HT	30AH	10SH	16.0	7.1	29.8	757	D
E480980HT	Puffin/ACSS/TW	795.0	10	18/7	0.980	8230.116HT	9312.351	5130.116HT	30AH	12SH	16.0	7.3	29.8	757	D
E480993HT	Condor/ACSS/TW	795.0	13	20/7	0.993	8230.116HT	9312.386	5130.116HT	30AH	12SH	16.2	7.4	29.8	757	D
E481010HT	Drake/ACSS/TW	795.0	16	20/7	1.010	8230.116HT	9314.432	5130.116HT	30AH	14SH	16.4	7.7	29.8	757	D
E481080HT	Canary/ACSS/TW	900.0	13	30/7	1.080	8230.122HT	9414.406	5130.122HT	30AH	14SH	16.4	8.1	30.5	775	D
E481077HT	Fraser/ACSS/TW	946.7	10	35/7	1.077	8230.122HT	9412.359	5130.122HT	30AH	12SH	16.1	7.6	30.5	775	D
E481044HT	Phoenix/ACSS/TW	954.0	5	30/7	1.044	8230.122HT	9412.277	5130.122HT	30AH	12SH	16.1	7.8	30.5	775	D
E481061HT	Rail/ACSS/TW	954.0	7	32/7	1.061	8230.122HT	9410.302	5130.122HT	30AH	10SH	16.0	7.5	30.5	775	D
E481084HT	Cardinal/ACSS/TW	954.0	13	20/7	1.084	8230.125HT	9414.422	5130.125HT	30AH	14SH	16.3	8.1	31.2	792	D
E481060HT	Kettle/ACSS/TW	957.2	7	32/7	1.060	8230.122HT	9412.316	5130.122HT	30AH	12SH	16.1	7.6	30.5	775	D
E481108HT	Suwannee/ACSS/TW	959.6	16	22/7	1.108	8230.122HT	9314.453	5130.122HT	30AH	14SH	16.0	7.5	30.5	775	D
E481092HT	Columbia/ACSS/TW	966.2	13	21/7	1.092	8230.122HT	9414.441	5130.122HT	30AH	14SH	16.4	8.1	30.5	775	D
E481089HT	Snowbird/ACSS/TW	1033.5	5	30/7	1.089	8234.128HT	9412.277	5134.128HT	34AH	12SH	20.8	9.0	31.5	800	D
E481102HT	Ortolan/ACSS/TW	1033.5	7	32/7	1.102	8234.128HT	9410.324	5134.128HT	34AH	10SH	20.7	8.7	31.5	800	D
E481128HT	Curlew/ACSS/TW	1033.5	13	22/7	1.128	8234.134CHT	E9614.441	5134.134HT	34AH	14SH	20.7	9.6	32.9	836	D
E481131HT	—	1080.0	7	20/7	1.131	8234.128HT	9412.332	5134.128HT	34AH	12SH	20.8	8.9	31.5	800	D
E481129HT	Avocet/ACSS/TW	1113.0	5	30/7	1.129	8234.128HT	9412.290	5134.128HT	34AH	12SH	20.6	8.8	31.5	800	D
E481143HT	Bluejay/ACSS/TW	1113.0	7	33/7	1.143	8234.134HT	E9512.332	5134.134HT	34AH	12SH	20.5	9.3	31.5	815	D
E481185HT	Finch/ACSS/TW	1113.0	13	38/19	1.185	8234.134CHT	E9614.453	5134.134HT	34AH	14SH	20.7	9.5	32.1	815	D
E481165HT	Genesee/ACSS/TW	1158.0	7	33/7	1.165	8234.134HT	9412.351	5134.134HT	34AH	12SH	20.0	8.8	31.5	800	D
E481196HT	Hudson/ACSS/TW	1158.4	13	26/7	1.196	8234.138CHT	E9614.484	5134.138HT	34AH	14SH	20.0	9.6	32.9	836	D
E481155HT	Cheyenne/ACSS/TW	1168.1	5	30/7	1.155	8234.134HT	9412.295	5134.134HT	34AH	12SH	20.0	8.8	31.5	800	D
E481167HT	Oxbird/ACSS/TW	1192.5	5	30/7	1.167	8234.138HT	E9512.302	5134.138HT	34AH	12SH	19.8	9.3	32.1	815	D
E481181HT	Bunting/ACSS/TW	1192.5	7	33/7	1.181	8234.138HT	E9512.344	5134.138HT	34AH	12SH	19.8	9.3	32.1	815	D
E481225HT	Grackle/ACSS/TW	1192.5	13	38/19	1.225	8236.144CHT	E9614.484	5136.144HT	36AH	14SH	22.0	9.8	32.3	820	D
E481245HT	Yukon/ACSS/TW	1233.6	13	38/19	1.245	8234.138CHT	E9614.500	5134.138HT	34AH	14SH	20.0	9.6	32.9	836	D

HiTemp Compression Dead End for ACSS/TW Conductor, Eye Type, Double Tongue, 48000HT Series

ACCESSORIES
ACSS/TW

Dead End Assembly Catalog Number	Conductor					Component Catalog Number			Die Size		Total Weight		Total Length L		Pad Size
	Code Name	Size	Type	Stranding	Diameter	Dead End Body	Steel Eye	15° Terminal	Aluminum	Steel	lbs	kg	in	mm	
		kcil		Al/St	in										
E481213HT	Nelson/ACSS/TW	1257.1	7	35/7	1.213	8234.138HT	E9512.351	5134.138HT	34AH	12SH	19.8	9.4	32.1	815	D
E481203HT	Scissortail/ACSS/TW	1272.0	5	30/7	1.202	8236.144HT	E9512.316	5136.144HT	36AH	10SH	21.8	9.8	32.1	815	D
E481203HT	Catawba/ACSS/TW	1272.0	5	30/7	1.203	8234.138HT	E9512.316	5134.138HT	34AH	12SH	19.8	9.4	32.1	815	D
E481220HT	Bittern/ACSS/TW	1272.0	7	35/7	1.220	8236.144HT	E9512.351	5136.144HT	36AH	12SH	21.8	9.8	32.3	820	D
E481264HT	Pheasant/ACSS/TW	1272.0	13	39/19	1.264	8236.147HT	E9616.500	5136.147HT	36AH	16SH	22.4	11.4	32.5	826	D
E481290HT	Thames/ACSS/TW	1334.6	13	39/19	1.290	8236.144CHT	E9614.516	5136.144HT	36AH	14SH	22.0	10.1	32.3	820	D
E481256HT	Dipper/ACSS/TW	1351.5	7	35/7	1.256	8236.147HT	E9612.377	5136.147HT	36AH	12SH	21.9	10.7	32.5	826	D
E481300HT	Martin/ACSS/TW	1351.5	13	39/19	1.300	8238.150HT	E9616.500	5138.15HT	38AH	16SH	25.7	12.2	32.8	833	D
E481259HT	Mackenzie/ACSS/TW	1359.7	7	36/7	1.259	8236.144HT	E9512.359	5136.144HT	36AH	12SH	21.8	9.8	32.3	820	D
E481248HT	Truckee/ACSS/TW	1372.5	5	30/7	1.248	8234.138HT	E9512.318	5134.138HT	34AH	12SH	19.8	9.4	32.1	815	D
E481291HT	Bobolink/ACSS/TW	1431.0	7	36/7	1.291	8238.150HT	E9612.381	5138.15HT	38AH	12SH	25.2	11.5	32.8	833	D
E481337HT	Plover/ACSS/TW	1431.0	13	37/19	1.337	8238.156HT	E9616.516	5138.156HT	38AH	16SH	25.4	12.9	32.8	833	D
E481340HT	Merrimack/ACSS/TW	1433.6	13	39/19	1.340	8238.156HT	E9616.521	5138.156HT	38AH	16SH	25.4	12.2	32.8	833	D
E481302HT	Miramichi/ACSS/TW	1455.3	7	36/7	1.302	8238.156HT	E9614.397	5138.156HT	38AH	14SH	25.1	11.8	32.8	833	D
E481292HT	St. Croix/ACSS/TW	1467.8	5	33/7	1.292	8238.156HT	E9612.332	5138.156HT	38AH	12SH	24.9	11.5	32.8	833	D
E481382HT	Rio Grande/ACSS/TW	1533.3	13	39/19	1.382	8238.156HT	E9616.546	5138.156HT	38AH	16SH	25.4	12.2	32.8	833	D
E481345HT	Potomac/ACSS/TW	1557.4	7	36/7	1.345	8238.156HT	E9614.406	5138.156HT	38AH	14SH	25.1	11.8	32.8	833	D
E481334HT	Platte/ACSS/TW	1569.0	5	33/7	1.334	8238.156HT	E9612.337	5138.156HT	38AH	12SH	24.9	11.5	32.8	833	D
E481358HT	Lapwing/ACSS/TW	1590.0	7	36/7	1.358	8240.162HT	E9612.397	5140.162HT	40AH	12SH	30.2	12.2	33.6	853	E
E481408HT	Falcon/ACSS/TW	1590.0	13	42/19	1.408	8240.162HT	E9718.546	5140.162HT	40AH	18SH	31.9	14.7	33.8	859	E
E481424HT	Pecos/ACSS/TW	1622.0	13	39/19	1.424	8240.162HT	E9718.578	5140.162HT	40AH	18SH	31.9	14.7	33.8	859	E
E481386HT	Schuykill/ACSS/TW	1657.4	7	36/7	1.386	8240.162HT	E9614.422	5140.162HT	40AH	14SH	30.4	12.5	33.6	853	E
E481470HT	James/ACSS/TW	1730.6	13	34/19	1.470	8242.168HT	E9718.578	5142.168HT	42AH	18SH	32.8	15.2	35.0	889	E
E481427HT	Pee Dee/ACSS/TW	1758.6	7	37/7	1.427	8240.162HT	E9714.432	5140.162HT	40AH	14SH	30.4	13.5	33.8	859	E
E481445HT	Chukar/ACSS/TW	1780.0	8	37/19	1.445	8242.178HT	E9714.453	5142.178HT	42AH	14SH	31.2	14.3	35.0	889	E
E481545HT	Cumberland/ACSS/TW	1926.9	13	42/19	1.545	8242.178HT	E9718.609	5142.178HT	42AH	18SH	31.8	15.2	35.0	889	E
E481504HT	Athabaska/ACSS/TW	1949.6	7	42/7	1.504	8242.178HT	E9714.453	5142.178HT	42AH	14SH	31.2	14.3	35.0	889	E
E481602HT	Powder/ACSS/TW	2153.8	8	64/19	1.602	8244.184HT	E9814.516	5144.184HT	44AH	14SH	35.1	17.6	32.8	833	E
E481608HT	Bluebird/ACSS/TW	2156.0	8	64/19	1.608	8244.184HT	E9816.516	5144.184HT	44AH	16SH	34.3	17.6	32.8	833	E
E481762HT	Santee/ACSS/TW	2627.3	8	64/19	1.762	8248.191HT	E9816.578	5148.191HT	48AH	16SH	38.3	18.4	37.3	947	E

HiTemp Compression Joint for ACSS/TW Conductor, 42000HT Series



The 42000HT Series Compression Joint Assembly is specifically designed for ACSS/TW conductors. The HiTemp Compression Joints are fabricated from a specially tempered aluminum that will transfer elevated current and dissipate increased heat more efficiently.

All HiTemp Compression Joints are designed for full tension use, achieving a minimum of 95% of the ASTM rated strength of the conductor. Each compression joint assembly comes with an aluminum joint and a steel sleeve.

For die sizes 30AH and above, the end tapers of the compression portions of all compression accessories are supplied with a high voltage finish.

Notes:

1. HiTemp AFL Filler Compound (AFCHT) Requirements are on page 66.
2. Installation Instructions for Joints are on page 72.
3. For more information on die selection and ordering instructions see Tool Catalog.

Ordering Instructions

Step 1: Assembly Catalog Number

Determine the assembly catalog number based on the conductor being used.

Example:

For 954 Cardinal ACSS/TW Conductor, the complete catalog number is:

421084HT

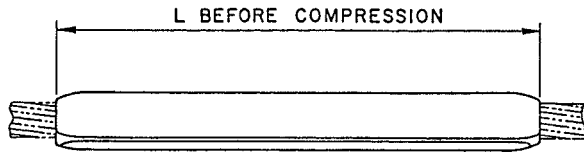
Joint Assembly Catalog-Number	Conductor					Component Catalog No.		Die Size		Weight				Total Length L	
	Code Name	Size	Type	Strand- ing Al/St	Dia. in	Aluminum Joint	Steel Sleeve	Alumi- num	Steel	Aluminum		Steel		in	mm
		Kcmil								lbs	kg	lbs	kg		
420693HT	Oriole/ACSS/TW	336.4	23	18/7	0.693	8020.781HT	4010.332	20AH	10SH	2.6	1.2	0.5	0.2	36.8	937
420776HT	Flicker/ACSS/TW	477	13	18/7	0.776	8024.938HT	4010.24	24AH	10SH	3.7	1.7	0.4	0.2	35.1	892
420789HT	Hawk/ACSS/TW	477	16	18/7	0.789	8024.938HT	4012.332	24AH	12SH	3.7	1.7	0.8	0.3	35.1	892
420825HT	Hen/ACSS/TW	477	23	18/7	0.825	8024.938HT	4012.397	24AH	12SH	3.7	1.7	0.8	0.4	35.1	892
420835HT	Parakeet/ACSS/TW	556.5	13	18/7	0.835	8024.969HT	4010.316	24AH	10SH	3.6	1.6	0.5	0.2	35.1	894
420852HT	Dove/ACSS/TW	556.5	16	20/7	0.852	8024.969HT	4012.359	24AH	12SH	3.6	1.6	0.7	0.3	35.1	894
420858HT	Calumet/ACSS/TW	565.3	16	18/7	0.858	8024.969HT	4012.359	24AH	12SH	3.6	1.6	0.7	0.3	35.1	894
420846HT	Mohawk/ACSS/TW	571.7	13	18/7	0.846	8024.969HT	4012.332	24AH	12SH	3.6	1.6	0.8	0.3	35.1	894
420890HT	Rook/ACSS/TW	636	13	19/7	0.89	8027.106HT	4012.344	27AH	12SH	5.1	2.3	0.7	0.3	39	991
420908HT	Grosbeak/ACSS/TW	636	16	20/7	0.908	8027.106HT	4012.386	27AH	12SH	5.1	2.3	0.8	0.4	39	991
420953HT	Scoter/ACSS/TW	636	23	18/7	0.953	8027.106HT	4014.484	27AH	14SH	5.1	2.3	1.2	0.6	39	991
420927HT	Oswego/ACSS/TW	664.8	16	20/7	0.927	8027.106HT	4012.391	27AH	12SH	5.1	2.3	0.8	0.4	39	991
420913HT	Mystic/ACSS/TW	666.6	13	20/7	0.913	8027.106HT	4012.351	27AH	12SH	5.1	2.3	0.8	0.4	39	991
420990HT	Wabash/ACSS/TW	762.8	16	20/7	0.99	8030.116HT	4014.432	30AH	14SH	6.5	3.0	1.3	0.6	40.1	1019
420977HT	Maumee/ACSS/TW	768.2	13	20/7	0.977	8030.116HT	4014.381	30AH	14SH	6.5	3.0	1.2	0.6	40.1	1019
420960HT	Tern/ACSS/TW	795	7	17/7	0.96	8030.116HT	4010.277	30AH	10SH	6.5	3.0	0.4	0.2	40.1	1019
420980HT	Puffin/ACSS/TW	795	10	18/7	0.98	8030.116HT	4012.351	30AH	12SH	6.5	3.0	0.8	0.4	40.1	1019
420993HT	Condor/ACSS/TW	795	13	20/7	0.993	8030.116HT	4012.386	30AH	12SH	6.5	3.0	0.8	0.4	40.1	1019
421010HT	Drake/ACSS/TW	795	16	20/7	1.01	8030.116HT	4014.432	30AH	14SH	6.5	3.0	1.3	0.6	40.1	1019
421080HT	Canary/ACSS/TW	900	13	30/7	1.08	8030.122HT	4014.406	30AH	14SH	6.3	2.9	1.2	0.6	42	1067
421077HT	Fraser/ACSS/TW	946.7	10	35/7	1.077	8030.122HT	4012.359	30AH	12SH	6.3	2.9	0.7	0.3	42	1067
421044HT	Phoenix/ACSS/TW	954	5	30/7	1.044	8030.122HT	4012.277	30AH	12SH	6.3	2.9	0.8	0.4	42	1067
421061HT	Rail/ACSS/TW	954	7	32/7	1.061	8030.122HT	4010.302	30AH	10SH	6.3	2.9	0.5	0.2	42	1067

HiTemp Compression Joint for ACSS/TW Conductor, 42000HT Series

ACSS/TW ACCESSORIES

Joint Assembly Catalog-Number	Conductor					Component Catalog No.		Die Size		Weight				Total Length L	
	Code Name	Size	Type	Strand- i- n- g	Dia. in	Aluminum Joint	Steel Sleeve	Alumi- num	Steel	Aluminum		Steel		in	mm
		Kcmil								lbs	kg	lbs	kg		
421084HT	Cardinal/ACSS/TW	954	13	20/7	1.084	8030.125HT	4014.422	30AH	14SH	6.1	2.8	0.8	0.4	42.1	1072
421060HT	Kettle/ACSS/TW	957.2	7	32/7	1.06	8030.122HT	4012.316	30AH	12SH	6.3	2.9	0.8	0.4	42	1067
421108HT	Suwannee/ACSS/TW	959.6	16	22/7	1.108	8030.122HT	4014.453	30AH	14SH	6.3	2.9	1.3	0.6	42	1067
421092HT	Columbia/ACSS/TW	966.2	13	21/7	1.092	8030.122HT	4014.441	30AH	14SH	6.3	2.9	1.3	0.6	42	1067
421089HT	Snowbird/ACSS/TW	1033.5	5	30/7	1.089	8034.128HT	4012.277	34AH	12SH	9	4.1	0.8	0.4	42.1	1070
421102HT	Ortolan/ACSS/TW	1033.5	7	32/7	1.102	8034.128HT	4010.324	34AH	10SH	9	4.1	0.5	0.2	42.1	1070
421128HT	Curlew/ACSS/TW	1033.5	13	22/7	1.128	8034.134HT	4014.441	34AH	14SH	8.8	4.0	1.3	0.6	44.7	1137
421131HT	—	1080	7	20/7	1.131	8034.128HT	4012.332	34AH	12SH	9	4.1	0.8	0.3	42.1	1070
421129HT	Avocet/ACSS/TW	1113	5	30/7	1.129	8034.128HT	4012.29	34AH	12SH	9	4.1	0.8	0.4	42.1	1070
421143HT	Bluejay/ACSS/TW	1113	7	33/7	1.143	8034.134HT	4012.332	34AH	12SH	8.8	4.0	0.8	0.3	44.7	1137
421185HT	Finch/ACSS/TW	1113	13	38/19	1.185	8034.134HT	4014.453	34AH	14SH	8.8	4.0	1.2	0.6	44.7	1137
421165HT	Genesee/ACSS/TW	1158	7	33/7	1.165	8034.134HT	4012.351	34AH	12SH	8.8	4.0	0.8	0.4	44.7	1137
421196HT	Hudson/ACSS/TW	1158.4	13	26/7	1.196	8034.138HT	4014.484	34AH	14SH	9	4.1	1.2	0.6	45	1143
421155HT	Cheyenne/ACSS/TW	1168.1	5	30/7	1.155	8034.134HT	4012.295	34AH	12SH	8.8	4.0	0.8	0.4	44.7	1137
421167HT	Oxbird/ACSS/TW	1192.5	5	30/7	1.167	8034.138HT	4012.302	34AH	12SH	9	4.1	0.8	0.4	45	1143
421181HT	Bunting/ACSS/TW	1192.5	7	33/7	1.181	8034.138HT	4012.344	34AH	12SH	9	4.1	0.7	0.3	45	1143
421225HT	Grackle/ACSS/TW	1192.5	13	38/19	1.225	8036.144HT	4014.484	36AH	14SH	10	4.6	1.2	0.6	45.5	1156
421245HT	Yukon/ACSS/TW	1233.6	13	38/19	1.245	8034.138HT	4014.5	34AH	14SH	9	4.1	1.2	0.6	45	1143
421213HT	Nelson/ACSS/TW	1257.1	7	35/7	1.213	8034.138HT	4012.351	34AH	12SH	9	4.1	0.8	0.4	45	1143
421202HT	Scissortail/ACSS/TW	1272	5	30/7	1.202	8036.144HT	4012.316	36AH	12SH	10	4.6	0.8	0.4	45.5	1156
421203HT	Catawba/ACSS/TW	1272	5	30/7	1.203	8034.138HT	4012.316	34AH	12SH	9	4.1	0.8	0.4	45	1143
421220HT	Bittern/ACSS/TW	1272	7	35/7	1.22	8036.144HT	4012.351	36AH	12SH	10	4.6	0.8	0.4	45.5	1156
421264HT	Pheasant/ACSS/TW	1272	13	39/19	1.264	8036.147HT	4016.5	36AH	16SH	9.8	4.5	1.7	0.8	46	1168
421290HT	Thames/ACSS/TW	1334.6	13	39/19	1.29	8036.144HT	4014.516	36AH	14SH	10	4.6	1.2	0.6	45.5	1156
421256HT	Dipper/ACSS/TW	1351.5	7	35/7	1.256	8036.147HT	4012.377	36AH	12SH	9.8	4.5	0.8	0.4	46	1168
421300HT	Martin/ACSS/TW	1351.5	13	39/19	1.3	8038.150HT	4016.516	38AH	16SH	11.7	5.3	1.6	0.7	46.4	1178
421259HT	Mackenzie/ACSS/TW	1359.7	7	36/7	1.259	8036.144HT	4012.359	36AH	12SH	10	4.6	0.7	0.3	45.5	1156
421248HT	Truckee/ACSS/TW	1372.5	5	30/7	1.248	8034.138HT	4012.318	34AH	12SH	9	4.1	0.8	0.4	45	1143
421291HT	Bobolink/ACSS/TW	1431	7	36/7	1.291	8038.150HT	4012.381	38AH	12SH	11.7	5.3	0.8	0.4	46.4	1178
421337HT	Plover/ACSS/TW	1431	13	37/19	1.337	8038.156HT	4016.516	38AH	16SH	11	5.0	1.6	0.7	46.4	1178
421340HT	Merrimack/ACSS/TW	1433.6	13	39/19	1.34	8038.156HT	4016.521	38AH	16SH	11	5.0	1.6	0.7	46.4	1178
421302HT	Miramichi/ACSS/TW	1455.3	7	36/7	1.302	8038.156HT	4014.397	38AH	14SH	11	5.0	1.3	0.6	46.4	1178
421292HT	St. Croix/ACSS/TW	1467.8	5	33/7	1.292	8038.156HT	4012.332	38AH	12SH	11	5.0	0.8	0.3	46.4	1178
421382HT	Rio Grande/ACSS/TW	1533.3	13	39/19	1.382	8038.156HT	4016.546	38AH	16SH	11	5.0	1.6	0.7	46.4	1178
421345HT	Potomac/ACSS/TW	1557.4	7	36/7	1.345	8038.156HT	4014.406	38AH	14SH	11	5.0	1.2	0.6	46.4	1178
421334HT	Platte/ACSS/TW	1569	5	33/7	1.334	8038.156HT	4012.337	38AH	12SH	11	5.0	0.8	0.4	46.4	1178
421358HT	Lapwing/ACSS/TW	1590	7	36/7	1.358	8040.162HT	4012.397	40AH	12SH	12.6	5.7	0.8	0.4	47	1194
421408HT	Falcon/ACSS/TW	1590	13	42/19	1.408	8040.162HT	4018.546	40AH	18SH	12.6	5.7	2.1	1.0	47	1194
421424HT	Pecos/ACSS/TW	1622	13	39/19	1.424	8040.162HT	4018.578	40AH	18SH	12.6	5.7	2	0.9	47	1194
421386HT	Schuykill/ACSS/TW	1657.4	7	36/7	1.386	8040.162HT	4014.422	40AH	14SH	12.6	5.7	1.2	0.5	47	1194
421470HT	James/ACSS/TW	1730.6	13	34/19	1.47	8042.168HT	4018.578	42AH	18SH	13.6	6.2	2	0.9	48.3	1226
421427HT	Pee Dee/ACSS/TW	1758.6	7	37/7	1.427	8040.162HT	4014.432	40AH	14SH	12.4	5.6	1.3	0.6	47	1194
421445HT	Chukar/ACSS/TW	1780	8	37/19	1.445	8042.178HT	4014.453	42AH	14SH	13.4	6.1	1.2	0.6	48.3	1226
421545HT	Cumberland/ACSS/TW	1926.9	13	54/19	1.545	8042.178HT	4018.609	42AH	18SH	13.4	6.1	2	0.9	48.3	1226
421504HT	Athabaska/ACSS/TW	1949.6	7	42/7	1.504	8042.178HT	4014.453	42AH	14SH	13.4	6.1	1.2	0.6	48.3	1226
421602HT	Powder/ACSS/TW	2153.8	8	64/19	1.602	8044.184HT	4014.516	44AH	14SH	13.9	6.3	1.2	0.6	44.6	1133
421608HT	Bluebird/ACSS/TW	2156	8	64/19	1.608	8044.184HT	4016.516	44AH	16SH	13.9	6.3	1.6	0.7	44.6	1133
421762HT	Santee/ACSS/TW	2627.3	8	64/19	1.762	8048.191HT	4016.578	48AH	16SH	19.9	9.1	1.5	0.7	52.5	1334

HiTemp Repair Sleeve for ACSS/TW Conductor, 5200HT Series



The 5200HT Series Repair Sleeve is specifically designed for ACSS and ACSS/TW Conductor. The repair sleeves incorporate an improved design of interlocking extrusion, providing a permanent grip on the conductor when compressed. The repair sleeve will restore the cable to 95% of its rated strength with up to one-third of the aluminum strands damaged.

Ordering Instructions

Step 1: Assembly Catalog Number

Determine the assembly catalog number based on the conductor being used.

Example:

For 954 Cardinal ACSS/TW Conductor, the complete catalog number is:

5230.3HT

NOTES:

1. Installation Instructions for Repair Sleeves are on page 73.
2. For more information on die selection and ordering instructions see Tool Catalog.

AFL NO.	CONDUCTOR					DIE SIZE	WEIGHT		TOTAL LENGTH L	
	CODE NAME	SIZE	TYPE	STRANDING	DIAMETER		LBS	KG	IN	MM
		KCMIL		AL/ST	IN					
5220.3HT	Oriole/ACSS/TW	336.4	23	18/7	0.693	20AH	1.7	0.8	22.5	571
5224.3HT	Flicker/ACSS/TW	477	13	18/7	0.776	24AH	2.6	1.2	23.5	596
5224.3HT	Hawk/ACSS/TW	477	16	18/7	0.789	24AH	2.6	1.2	23.5	596
5224.3HT	Hen/ACSS/TW	477	23	18/7	0.825	24AH	2.6	1.2	23.5	596
5224.3HT	Parakeet/ACSS/TW	556.5	13	18/7	0.835	24AH	2.6	1.2	23.5	596
5224.3HT	Dove/ACSS/TW	556.5	16	20/7	0.852	24AH	2.6	1.2	23.5	596
5224.3HT	Calumet/ACSS/TW	565.3	16	18/7	0.858	24AH	2.6	1.2	23.5	596
5224.3HT	Mohawk/ACSS/TW	571.7	13	18/7	0.846	24AH	2.6	1.2	23.5	596
5227.3HT	Rook/ACSS/TW	636	13	19/7	0.89	27AH	3.5	1.6	26.3	668
5227.3HT	Grosbeak/ACSS/TW	636	16	20/7	0.908	27AH	3.5	1.6	26.3	668
5227.3HT	Scoter/ACSS/TW	636	23	18/7	0.953	27AH	3.5	1.6	26.3	668
5227.3HT	Oswego/ACSS/TW	664.8	16	20/7	0.927	27AH	3.5	1.6	26.3	668
5227.3HT	Mystic/ACSS/TW	666.6	13	20/7	0.913	27AH	3.5	1.6	26.3	668
5230.3HT	Wabash/ACSS/TW	762.8	16	20/7	0.99	30AH	4.2	1.9	27.1	688
5230.3HT	Maumee/ACSS/TW	768.2	13	20/7	0.977	30AH	4.2	1.9	27.1	688
5230.3HT	Tern/ACSS/TW	795	7	17/7	0.96	30AH	4.2	1.9	27.1	688
5230.3HT	Puffin/ACSS/TW	795	10	18/7	0.98	30AH	4.2	1.9	27.1	688
5230.3HT	Condor/ACSS/TW	795	13	20/7	0.993	30AH	4.2	1.9	27.1	688
5230.3HT	Drake/ACSS/TW	795	16	20/7	1.01	30AH	4.2	1.9	27.1	688
5230.3HT	Canary/ACSS/TW	900	13	30/7	1.08	30AH	4.2	1.9	27.1	688
5230.3HT	Fraser/ACSS/TW	946.7	10	35/7	1.077	30AH	4.2	1.9	27.1	688
5230.3HT	Phoenix/ACSS/TW	954	5	30/7	1.044	30AH	4.2	1.9	27.1	688
5230.3HT	Rail/ACSS/TW	954	7	32/7	1.061	30AH	4.2	1.9	27.1	688
5230.3HT	Cardinal/ACSS/TW	954	13	20/7	1.084	30AH	4.2	1.9	27.1	688
5230.3HT	Kettle/ACSS/TW	957.2	7	32/7	1.06	30AH	4.2	1.9	27.1	688
5230.3HT	Suwannee/ACSS/TW	959.6	16	22/7	1.108	30AH	4.2	1.9	27.1	688
5230.3HT	Columbia/ACSS/TW	966.2	13	21/7	1.092	30AH	4.2	1.9	27.1	688

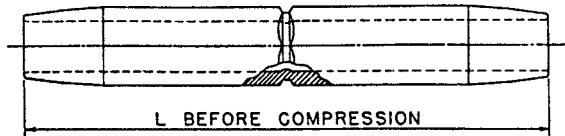
ACSS/TW ACCESSORIES

HiTemp Repair Sleeve for ACSS/TW Conductor, 5200HT Series

ACSS/TW ACCESSORIES

Catalog Number	Conductor					Die Size	Weight		Total Length L	
	Code Name	Size	Type	Stranding	Diameter		lbs	kg	in	mm
		kcmil		Al/St	in					
5234.3HT	Snowbird/ACSS/TW	1033.5	5	30/7	1.089	34AH	5.8	2.6	28.1	714
5234.3HT	Ortolan/ACSS/TW	1033.5	7	32/7	1.102	34AH	5.8	2.6	28.1	714
5234.3HT	Curlew/ACSS/TW	1033.5	13	22/7	1.128	34AH	5.8	2.6	28.1	714
5234.3HT	—	1080	7	20/7	1.131	34AH	5.8	2.6	28.1	714
5234.3HT	Avocet/ACSS/TW	1113	5	30/7	1.129	34AH	5.8	2.6	28.1	714
5234.3HT	Bluejay/ACSS/TW	1113	7	33/7	1.143	34AH	5.8	2.6	28.1	714
5234.3HT	Finch/ACSS/TW	1113	13	38/19	1.185	34AH	5.8	2.6	28.1	714
5234.3HT	Genesee/ACSS/TW	1158	7	33/7	1.165	34AH	5.8	2.6	28.1	714
5234.3HT	Hudson/ACSS/TW	1158.4	13	26/7	1.196	34AH	5.8	2.6	28.1	714
5234.3HT	Cheyenne/ACSS/TW	1168.1	5	30/7	1.155	34AH	5.8	2.6	28.1	714
5234.3HT	Oxbird/ACSS/TW	1192.5	5	30/7	1.167	34AH	5.8	2.6	28.1	714
5234.3HT	Bunting/ACSS/TW	1192.5	7	33/7	1.181	34AH	5.8	2.6	28.1	714
5236.3HT	Grackle/ACSS/TW	1192.5	13	38/19	1.225	36AH	6	2.7	29	737
5234.3HT	Yukon/ACSS/TW	1233.6	13	38/19	1.245	34AH	5.8	2.6	28.1	714
5234.3HT	Nelson/ACSS/TW	1257.1	7	35/7	1.213	34AH	5.8	2.6	28.1	714
5236.3HT	Scissortail/ACSS/TW	1272	5	30/7	1.202	36AH	6	2.7	29	737
5234.3HT	Catawba/ACSS/TW	1272	5	30/7	1.203	34AH	5.8	2.6	28.1	714
5236.3HT	Bittern/ACSS/TW	1272	7	35/7	1.22	36AH	6	2.7	29	737
5236.3HT	Pheasant/ACSS/TW	1272	13	39/19	1.264	36AH	6	2.7	29	737
5236.3HT	Thames/ACSS/TW	1334.6	13	39/19	1.29	36AH	6	2.7	29	737
5236.3HT	Dipper/ACSS/TW	1351.5	7	35/7	1.256	36AH	6	2.7	29	737
5238.3HT	Martin/ACSS/TW	1351.5	13	39/19	1.3	38AH	7.1	3.2	29.9	757
5236.3HT	Mackenzie/ACSS/TW	1359.7	7	36/7	1.259	36AH	6	2.7	29	737
5234.3HT	Truckee/ACSS/TW	1372.5	5	30/7	1.248	34AH	5.8	2.6	28.1	714
5238.3HT	Bobolink/ACSS/TW	1431	7	36/7	1.291	38AH	7.1	3.2	29.9	757
5238.3HT	Plover/ACSS/TW	1431	13	37/19	1.337	38AH	7.1	3.2	29.9	757
5238.3HT	Merrimack/ACSS/TW	1433.6	13	39/19	1.34	38AH	7.1	3.2	29.9	757
5238.3HT	Miramichi/ACSS/TW	1455.3	7	36/7	1.302	38AH	7.1	3.2	29.9	757
5238.3HT	St. Croix/ACSS/TW	1467.8	5	33/7	1.292	38AH	7.1	3.2	29.9	757
5238.3HT	Rio Grande/ACSS/TW	1533.3	13	39/19	1.382	38AH	7.1	3.2	29.9	757
5238.3HT	Potomac/ACSS/TW	1557.4	7	36/7	1.345	38AH	7.1	3.2	29.9	757
5238.3HT	Platte/ACSS/TW	1569	5	33/7	1.334	38AH	7.1	3.2	29.9	757
5240.3HT	Lapwing/ACSS/TW	1590	7	36/7	1.358	40AH	8.2	3.7	30.8	780
5240.3HT	Falcon/ACSS/TW	1590	13	42/19	1.408	40AH	8.2	3.7	30.8	780
5240.3HT	Pecos/ACSS/TW	1622	13	39/19	1.424	40AH	8.2	3.7	30.8	780
5240.3HT	Schuykill/ACSS/TW	1657.4	7	36/7	1.386	40AH	8.2	3.7	30.8	780
5242.3HT	James/ACSS/TW	1730.6	13	34/19	1.47	42AH	9.5	4.3	31.6	803
5240.3HT	Pee Dee/ACSS/TW	1758.6	7	37/7	1.427	40AH	8.2	3.7	30.8	780
5242.3HT	Chukar/ACSS/TW	1780	8	37/19	1.445	42AH	9.5	4.3	31.6	803
5242.3HT	Cumberland/ACSS/TW	1926.9	13	42/19	1.545	42AH	9.5	4.3	31.6	803
5242.3HT	Athabaska/ACSS/TW	1949.6	7	42/7	1.504	42AH	9.5	4.3	31.6	803
5244.3HT	Powder/ACSS/TW	2153.8	8	64/19	1.602	44AH	10.8	4.9	32.5	826
5244.3HT	Bluebird/ACSS/TW	2156	8	64/19	1.608	44AH	10.8	4.9	32.5	826
5248.3HT	Santee/ACSS/TW	2627.3	8	64/19	1.762	48AH	12	5.5	32.5	826
5248.3HT	Santee/ACSS/TW	2627.3	8	64/19	1.762	48AH	12.0	5.45	32.5	826

HiTemp Jumper Connector for ACSS/TW Conductor, 5000HT Series



The 5000HT Series Jumper Connector is specifically designed for ACSS and ACSS/TW conductors. The HiTemp Jumper Connector is fabricated from a specially tempered aluminum that will transfer elevated current and dissipate increased heat more efficiently. All HiTemp Jumper Connectors are designed for limited tension use, maintaining a minimum of 40% of the ASTM rated strength of the conductor. For die sizes 30AH and above, end tapers of the compression portions of all compression accessories are supplied with a high voltage finish.

Ordering Instructions

Step 1: Assembly Catalog Number

Determine the assembly catalog number based on the conductor being used.

Example:

For 954 Cardinal ACSS/TW Conductor, the complete catalog number is:

5030.125HT

Notes:

1. HiTemp AFL Filler Compound (AFCHT) Requirements are on page 66.
2. Installation Instructions for Jumper Connectors are on page 74.
3. For more information on die selection and ordering instructions see Tool Catalog.


Catalog Number	Conductor					Die Size	Weight		Total Length L	
	Code Name	Size	Type	Stranding	Diameter		lbs	kg	in	mm
		kcmil		Al/St	in					
5020.781HT	Oriole/ACSS/TW	336.4	23	18/7	0.693	20AH	1.0	0.5	17.0	431
5024.938HT	Flicker/ACSS/TW	477.0	13	18/7	0.776	24AH	2.0	0.9	19.0	482
5024.938HT	Hawk/ACSS/TW	477.0	16	18/7	0.789	24AH	2.0	0.9	19.0	482
5024.938HT	Hen/ACSS/TW	477.0	23	18/7	0.825	24AH	2.0	0.9	19.0	482
5024.969HT	Parakeet/ACSS/TW	556.5	13	18/7	0.835	24AH	1.9	0.9	19.0	482
5024.969HT	Dove/ACSS/TW	556.5	16	20/7	0.852	24AH	1.9	0.9	19.0	482
5024.969HT	Calumet/ACSS/TW	565.3	16	18/7	0.858	24AH	1.9	0.9	19.0	482
5024.969HT	Mohawk/ACSS/TW	571.7	13	18/7	0.846	24AH	1.9	0.9	19.0	482
5027.106HT	Rook/ACSS/TW	636.0	13	19/7	0.890	27AH	2.6	1.2	20.0	508
5027.106HT	Grosbeak/ACSS/TW	636.0	16	20/7	0.908	27AH	2.6	1.2	20.0	508
5027.106HT	Scoter/ACSS/TW	636.0	23	18/7	0.953	27AH	2.6	1.2	20.0	508
5027.106HT	Oswego/ACSS/TW	664.8	16	20/7	0.927	27AH	2.6	1.2	20.0	508
5027.106HT	Mystic/ACSS/TW	666.6	13	20/7	0.913	27AH	2.6	1.2	20.0	508
5030.116HT	Wabash/ACSS/TW	762.8	16	20/7	0.990	30AH	3.4	1.6	21.0	533
5030.116HT	Maumee/ACSS/TW	768.2	13	20/7	0.977	30AH	3.4	1.6	21.0	533
5030.116HT	Tern/ACSS/TW	795.0	7	17/7	0.960	30AH	3.4	1.6	21.0	533
5030.116HT	Puffin/ACSS/TW	795.0	10	18/7	0.980	30AH	3.4	1.6	21.0	533
5030.116HT	Condor/ACSS/TW	795.0	13	20/7	0.993	30AH	3.4	1.6	21.0	533
5030.116HT	Drake/ACSS/TW	795.0	16	20/7	1.010	30AH	3.4	1.6	21.0	533
5030.122HT	Canary/ACSS/TW	900.0	13	30/7	1.080	30AH	3.2	1.5	21.0	533
5030.122HT	Fraser/ACSS/TW	946.7	10	35/7	1.077	30AH	3.2	1.5	21.0	533
5030.122HT	Phoenix/ACSS/TW	954.0	5	30/7	1.044	30AH	3.2	1.5	21.0	533
5030.122HT	Rail/ACSS/TW	954.0	7	32/7	1.061	30AH	3.2	1.5	21.0	533
5030.125HT	Cardinal/ACSS/TW	954.0	13	20/7	1.084	30AH	3.0	1.4	21.0	533
5030.122HT	Kettle/ACSS/TW	957.2	7	32/7	1.060	30AH	3.2	1.5	21.0	533

HiTemp Jumper Connector for ACSS/TW Conductor, 5000HT Series

ACCESSORIES
ACSS/TW

Catalog Number	Conductor					Die Size	Weight		Total Length L	
	Code Name	Size	Type	Stranding	Diameter		lbs	kg	in	mm
		kcmil		Al/St	in					
5030.122HT	Suwannee/ACSS/TW	959.6	16	22/7	1.108	30AH	3.2	1.5	21.0	533
5030.122HT	Columbia/ACSS/TW	966.2	13	21/7	1.092	30AH	3.2	1.5	21.0	533
5034.128HT	Snowbird/ACSS/TW	1033.5	5	30/7	1.089	34AH	4.7	2.1	22.0	558
5034.128HT	Ortolan/ACSS/TW	1033.5	7	32/7	1.102	34AH	4.7	2.1	22.0	558
5034.134HT	Curlew/ACSS/TW	1033.5	13	22/7	1.128	34AH	4.3	2.0	22.0	558
5034.128HT	—	1080.0	7	20/7	1.131	34AH	4.7	2.1	22.0	558
5034.128HT	Avocet/ACSS/TW	1113.0	5	30/7	1.129	34AH	4.7	2.1	22.0	558
5034.134HT	Bluejay/ACSS/TW	1113.0	7	33/7	1.143	34AH	4.3	2.0	22.0	558
5034.138HT	Finch/ACSS/TW	1113.0	13	38/19	1.185	34AH	4.3	2.0	22.0	558
5034.134HT	Genesee/ACSS/TW	1158.0	7	33/7	1.165	34AH	4.3	2.0	22.0	558
5034.138HT	Hudson/ACSS/TW	1158.4	13	26/7	1.196	34AH	4.4	2.0	22.0	558
5034.134HT	Cheyenne/ACSS/TW	1168.1	5	30/7	1.155	34AH	4.3	2.0	22.0	558
5034.138HT	Oxbird/ACSS/TW	1192.5	5	30/7	1.167	34AH	4.4	2.0	22.0	558
5034.138HT	Bunting/ACSS/TW	1192.5	7	33/7	1.181	34AH	4.4	2.0	22.0	558
5036.144HT	Grackle/ACSS/TW	1192.5	13	38/19	1.225	36AH	5.1	2.3	23.0	584
5034.138HT	Yukon/ACSS/TW	1233.6	13	38/19	1.245	34AH	4.4	2.0	22.0	558
5034.138HT	Nelson/ACSS/TW	1257.1	7	35/7	1.213	34AH	4.4	2.0	22.0	558
5036.144HT	Scissortail/ACSS/TW	1272.0	5	30/7	1.202	36AH	5.1	2.3	23.0	584
5034.138HT	Catawba/ACSS/TW	1272.0	5	30/7	1.203	34AH	4.4	2.0	22.0	558
5036.144HT	Bittern/ACSS/TW	1272.0	7	35/7	1.220	36AH	5.1	2.3	23.0	584
5036.147HT	Pheasant/ACSS/TW	1272.0	13	39/19	1.264	36AH	5.0	2.3	23.0	584
5036.144HT	Thames/ACSS/TW	1334.6	13	39/19	1.290	36AH	5.1	2.3	23.0	584
5036.147HT	Dipper/ACSS/TW	1351.5	7	35/7	1.256	36AH	5.0	2.3	23.0	584
5038.150HT	Martin/ACSS/TW	1351.5	13	39/19	1.300	38AH	6.0	2.7	24.0	609
5036.144HT	Mackenzie/ACSS/TW	1359.7	7	36/7	1.259	36AH	5.1	2.3	23.0	584
5034.138HT	Truckee/ACSS/TW	1372.5	5	30/7	1.248	34AH	4.4	2.0	22.0	558
5038.150HT	Bobolink/ACSS/TW	1431.0	7	36/7	1.291	38AH	6.0	2.7	24.0	609
5038.156HT	Plover/ACSS/TW	1431.0	13	37/19	1.337	38AH	5.7	2.6	24.0	609
5038.156HT	Merrimack/ACSS/TW	1433.6	13	39/19	1.340	38AH	5.7	2.6	24.0	609
5038.156HT	Miramichi/ACSS/TW	1455.3	7	36/7	1.302	38AH	5.7	2.6	24.0	609
5038.156HT	St. Croix/ACSS/TW	1467.8	5	33/7	1.292	38AH	5.7	2.6	24.0	609
5038.156HT	Rio Grande/ACSS/TW	1533.3	13	39/19	1.382	38AH	5.7	2.6	24.0	609
5038.156HT	Potomac/ACSS/TW	1557.4	7	36/7	1.345	38AH	5.7	2.6	24.0	609
5038.156HT	Platte/ACSS/TW	1569.0	5	33/7	1.334	38AH	5.7	2.6	24.0	609
5040.162HT	Lapwing/ACSS/TW	1590.0	7	36/7	1.358	40AH	6.7	3.1	25.0	635
5040.162HT	Falcon/ACSS/TW	1590.0	13	42/19	1.408	40AH	6.7	3.1	25.0	635
5040.162HT	Pecos/ACSS/TW	1622.0	13	39/19	1.424	40AH	6.7	3.1	25.0	635
5040.162HT	Schuykill/ACSS/TW	1657.4	7	36/7	1.386	40AH	6.7	3.1	25.0	635
5042.168HT	James/ACSS/TW	1730.6	13	34/19	1.470	42AH	7.0	3.2	25.0	635
5040.162HT	Pee Dee/ACSS/TW	1758.6	7	37/7	1.427	40AH	6.7	3.1	25.0	635
5042.178HT	Chukar/ACSS/TW	1780.0	8	37/19	1.445	42AH	7.0	3.2	25.0	635
5042.178HT	Cumberland/ACSS/TW	1926.9	13	42/19	1.545	42AH	7.0	3.2	25.0	635
5042.178HT	Athabaska/ACSS/TW	1949.6	7	42/7	1.504	42AH	7.0	3.2	25.0	635
5044.184HT	Powder/ACSS/TW	2153.8	8	64/19	1.602	44AH	7.8	3.6	25.0	635
5044.184HT	Bluebird/ACSS/TW	2156.0	8	64/19	1.608	44AH	7.8	3.6	25.0	635
5048.191HT	Santee/ACSS/TW	2627.3	8	64/19	1.762	48AH	8.9	4.0	27.0	682

HiTemp Connector - Straight for ACSS/TW Conductor, 5600HT Series



The 5600HT Series Straight Terminal Connector is specifically designed for ACSS/TW conductors. It is fabricated from a specially tempered aluminum that will transfer elevated current and dissipate increased heat more efficiently.

All HiTemp Terminal Connectors are designed for limited tension use, maintaining a minimum of 40% of the ASTM rated strength of the conductor.

Square edges of the compression accessory pad can cause Corona. Pads with rounded edges and corners can be supplied by adding the catalog suffix 'EHV'.

Ordering Instructions

Step 1: Catalog Number

Determine the assembly catalog number based on the conductor being used

Step 2: Extra High Voltage Finish

For Extra High Voltage Finish, use "EHV". (≥ 345 kV)

For Standard Finish, leave blank. (< 345 kV)

Step 3: Assemble Catalog Number

Catalog Number + EHV Finish

Example:

For 954 Cardinal ACSS/TW Conductor with an EHV finish, the complete catalog number is:

5630.125HTEHV

Notes:

1. Pad Dimensions are on page 65.
2. HiTemp AFL Filler Compound (AFCHT) Requirements are on page 66.
3. Bolt Sizes and Torque Recommendations are on page 66.
4. Installation Instructions for Terminals are on page 75.
5. For more information on die selection and ordering instructions see Tool Catalog.

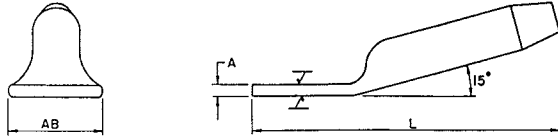
Catalog Number	Conductor					Die Size	Weight		Total Length L		Pad Size
	Code Name	Size	Type	Stranding	Diameter		lbs	kg	in	mm	
		kcmil									
5620.781HT	Oriole/ACSS/TW	336.4	23	18/7	0.693	20AH	0.6	0.3	8.9	226	D
5624.938HT	Flicker/ACSS/TW	477.0	13	18/7	0.776	24AH	1.0	0.5	9.6	244	D
5624.938HT	Hawk/ACSS/TW	477.0	16	18/7	0.789	24AH	1.0	0.5	9.6	244	D
5624.938HT	Hen/ACSS/TW	477.0	23	18/7	0.825	24AH	1.0	0.5	9.6	244	D
5624.969HT	Parakeet/ACSS/TW	556.5	13	18/7	0.835	24AH	1.0	0.5	9.6	244	D
5624.969HT	Dove/ACSS/TW	556.5	16	20/7	0.852	24AH	1.0	0.5	9.6	244	D
5624.969HT	Calumet/ACSS/TW	565.3	16	18/7	0.858	24AH	1.0	0.5	9.6	244	D
5624.969HT	Mohawk/ACSS/TW	571.7	13	18/7	0.846	24AH	1.0	0.5	9.6	244	D
5627.106HT	Rook/ACSS/TW	636.0	13	19/7	0.890	27AH	2.2	1.0	17.1	434	D
5627.106HT	Grosbeak/ACSS/TW	636.0	16	20/7	0.908	27AH	2.2	1.0	17.1	434	D
5627.106HT	Scoter/ACSS/TW	636.0	23	18/7	0.953	27AH	2.2	1.0	17.1	434	D
5627.106HT	Oswego/ACSS/TW	664.8	16	20/7	0.927	27AH	2.2	1.0	17.1	434	D
5627.106HT	Mystic/ACSS/TW	666.6	13	20/7	0.913	27AH	2.2	1.0	17.1	434	D
5630.116HT	Wabash/ACSS/TW	762.8	16	20/7	0.990	30AH	2.9	1.3	18.6	472	D
5630.116HT	Maumee/ACSS/TW	768.2	13	20/7	0.977	30AH	2.9	1.3	18.6	472	D
5630.116HT	Tern/ACSS/TW	795.0	7	17/7	0.960	30AH	2.9	1.3	18.6	472	D
5630.116HT	Puffin/ACSS/TW	795.0	10	18/7	0.980	30AH	2.9	1.3	18.6	472	D
5630.116HT	Condor/ACSS/TW	795.0	13	20/7	0.993	30AH	2.9	1.3	18.6	472	D
5630.116HT	Drake/ACSS/TW	795.0	16	20/7	1.010	30AH	2.9	1.3	18.6	472	D
5630.122HT	Canary/ACSS/TW	900.0	13	30/7	1.080	30AH	2.8	1.3	18.8	477	D
5630.122HT	Fraser/ACSS/TW	946.7	10	35/7	1.077	30AH	2.8	1.3	18.8	477	D
5630.122HT	Phoenix/ACSS/TW	954.0	5	30/7	1.044	30AH	2.8	1.3	18.8	477	D
5630.122HT	Rail/ACSS/TW	954.0	7	32/7	1.061	30AH	2.8	1.3	18.8	477	D

HiTemp Connector - Straight for ACSS/TW Conductor, 5600HT Series

ACCESSORIES
ACSS/TW

Catalog Number	Conductor					Die Size	Weight		Total Length L		Pad Size
	Code Name	Size	Type	Stranding	Diameter		lbs	kg	in	mm	
		kcmil		Al/St	in						
5630.125HT	Cardinal/ACSS/TW	954.0	13	20/7	1.084	30AH	2.8	1.3	18.8	477	D
5630.122HT	Kettle/ACSS/TW	957.2	7	32/7	1.060	30AH	2.8	1.3	18.8	477	D
5630.122HT	Suwannee/ACSS/TW	959.6	16	22/7	1.108	30AH	2.8	1.3	18.8	477	D
5630.122HT	Columbia/ACSS/TW	966.2	13	21/7	1.092	30AH	2.8	1.3	18.8	477	D
5634.128HT	Snowbird/ACSS/TW	1033.5	5	30/7	1.089	34AH	4.2	1.9	19.3	490	D
5634.128HT	Ortolan/ACSS/TW	1033.5	7	32/7	1.102	34AH	4.2	1.9	19.3	490	D
5634.134HT	Curlew/ACSS/TW	1033.5	13	22/7	1.128	34AH	4.0	1.8	19.8	503	D
5634.128HT	—	1080.0	7	20/7	1.131	34AH	4.2	1.9	19.3	490	D
5634.128HT	Avocet/ACSS/TW	1113.0	5	30/7	1.129	34AH	4.2	1.9	19.3	490	D
5634.134HT	Bluejay/ACSS/TW	1113.0	7	33/7	1.143	34AH	4.0	1.8	19.8	503	D
5634.138HT	Finch/ACSS/TW	1113.0	13	38/19	1.185	34AH	4.0	1.8	20.0	508	D
5634.134HT	Genesee/ACSS/TW	1158.0	7	33/7	1.165	34AH	4.0	1.8	19.8	503	D
5634.138HT	Hudson/ACSS/TW	1158.4	13	26/7	1.196	34AH	4.0	1.8	20.0	508	D
5634.134HT	Cheyenne/ACSS/TW	1168.1	5	30/7	1.155	34AH	4.0	1.8	19.8	503	D
5634.138HT	Oxbird/ACSS/TW	1192.5	5	30/7	1.167	34AH	4.0	1.8	20.0	508	D
5634.138HT	Bunting/ACSS/TW	1192.5	7	33/7	1.181	34AH	4.0	1.8	20.0	508	D
5636.144HT	Grackle/ACSS/TW	1192.5	13	38/19	1.225	36AH	4.5	2.0	20.6	523	D
5634.138HT	Yukon/ACSS/TW	1233.6	13	38/19	1.245	34AH	4.0	1.8	20.0	508	D
5634.138HT	Nelson/ACSS/TW	1257.1	7	35/7	1.213	34AH	4.0	1.8	20.0	508	D
5636.144HT	Scissortail/ACSS/TW	1272.0	5	30/7	1.202	36AH	4.5	2.0	20.6	523	D
5634.138HT	Catawba/ACSS/TW	1272.0	5	30/7	1.203	34AH	4.0	1.8	20.0	508	D
5636.144HT	Bittern/ACSS/TW	1272.0	7	35/7	1.220	36AH	4.5	2.0	20.6	523	D
5636.147HT	Pheasant/ACSS/TW	1272.0	13	39/19	1.264	36AH	4.4	2.0	20.1	510	D
5636.144HT	Thames/ACSS/TW	1334.6	13	39/19	1.290	36AH	4.5	2.0	20.6	523	D
5636.147HT	Dipper/ACSS/TW	1351.5	7	35/7	1.256	36AH	4.4	2.0	20.1	510	D
5638.150HT	Martin/ACSS/TW	1351.5	13	39/19	1.300	38AH	5.4	2.5	21.1	536	D
5636.144HT	Mackenzie/ACSS/TW	1359.7	7	36/7	1.259	36AH	4.5	2.0	20.6	523	D
5634.138HT	Truckee/ACSS/TW	1372.5	5	30/7	1.248	34AH	4.0	1.8	20.0	508	D
5638.150HT	Bobolink/ACSS/TW	1431.0	7	36/7	1.291	38AH	5.4	2.5	21.1	536	D
5638.156HT	Plover/ACSS/TW	1431.0	13	37/19	1.337	38AH	5.1	2.3	21.9	556	D
5638.156HT	Merrimack/ACSS/TW	1433.6	13	39/19	1.340	38AH	5.1	2.3	21.9	556	D
5638.156HT	Miramichi/ACSS/TW	1455.3	7	36/7	1.302	38AH	5.1	2.3	21.9	556	D
5638.156HT	St. Croix/ACSS/TW	1467.8	5	33/7	1.292	38AH	5.1	2.3	21.9	556	D
5638.156HT	Rio Grande/ACSS/TW	1533.3	13	39/19	1.382	38AH	5.1	2.3	21.9	556	D
5638.156HT	Potomac/ACSS/TW	1557.4	7	36/7	1.345	38AH	5.1	2.3	21.9	556	D
5638.156HT	Platte/ACSS/TW	1569.0	5	33/7	1.334	38AH	5.1	2.3	21.9	556	D
5640.162HT	Lapwing/ACSS/TW	1590.0	7	36/7	1.358	40AH	5.9	2.7	22.6	574	E
5640.162HT	Falcon/ACSS/TW	1590.0	13	42/19	1.408	40AH	5.9	2.7	22.6	574	E
5640.162HT	Pecos/ACSS/TW	1622.0	13	39/19	1.424	40AH	5.9	2.7	22.6	574	E
5640.162HT	Schuylkil/ACSS/TW	1657.4	7	36/7	1.386	40AH	5.9	2.7	22.6	574	E
5642.168HT	James/ACSS/TW	1730.6	13	34/19	1.470	42AH	6.4	2.9	23.0	584	E
5640.162HT	Pee Dee/ACSS/TW	1758.6	7	37/7	1.427	40AH	5.9	2.7	22.6	574	E
5642.178HT	Chukar/ACSS/TW	1780.0	8	37/19	1.445	42AH	6.4	2.9	23.0	584	E
5642.178HT	Cumberland/ACSS/TW	1926.9	13	42/19	1.545	42AH	6.4	2.9	23.0	584	E
5642.178HT	Athabaska/ACSS/TW	1949.6	7	42/7	1.504	42AH	6.4	2.9	23.0	584	E
5644.184HT	Powder/ACSS/TW	2153.8	8	64/19	1.602	44AH	7.5	3.4	23.6	599	E
5644.184HT	Bluebird/ACSS/TW	2156.0	8	64/19	1.608	44AH	7.5	3.4	23.6	599	E
5648.191HT	Santee/ACSS/TW	2627.3	8	64/19	1.762	48AH	8.7	3.9	25.6	650	E

HiTemp Terminal Connector - 15° for ACSS/TW Conductor, 5100HT Series



The 5100HT Series 15° Terminal Connector is specifically designed for ACSS/TW conductors. It is fabricated from a specially tempered aluminum that will transfer elevated current and dissipate increased heat more efficiently.

When used with the HiTemp Dead End, the 15° terminal connector can be bolted in either the straight or 30° position. All HiTemp Terminal Connectors are designed for limited tension use, maintaining a minimum of 40% of the ASTM rated strength of the conductor. Aluminum hardware is supplied with the 15° terminal connector.

Square edges of the compression accessory pad can cause Corona. Pads with rounded edges and corners can be supplied by adding the catalog suffix 'EHV'.

Ordering Instructions

Step 1: Catalog Number

Determine the assembly catalog number based on the conductor being used.

Step 2: Extra High Voltage Finish

For Extra High Voltage Finish, use "EHV". (≥ 345 kV)

For Standard Finish, leave blank. (< 345 kV)

Step 3: Assemble Catalog Number

Catalog Number + EHV Finish

Example:

For 954 Cardinal ACSS/TW Conductor with an EHV finish, the complete catalog number is:

5130.125HTEHV

Notes:

1. Pad Dimensions are on page 65.
2. HiTemp AFL Filler Compound (AFCHT) Requirements are on page 66.
3. Bolt Sizes and Torque Recommendations are on page 66.
4. Installation Instructions for Terminals are on page 75.
5. For more information on die selection and ordering instructions see Tool Catalog.

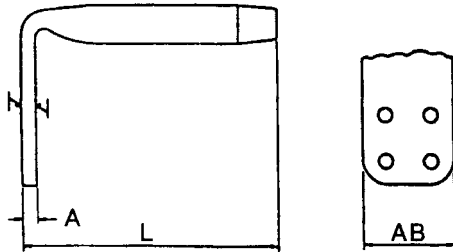
Catalog Number	Conductor					Die Size	Weight		Total Length L		Pad Size
	Code Name	Size	Type	Stranding	Diameter		lbs	kg	in	mm	
		kcmil		Al/St	in						
5120.781HT	Oriole/ACSS/TW	336.4	23	18/7	0.693	20AH	1.6	0.7	13.2	333	D
5124.938HT	Flicker/ACSS/TW	477.0	13	18/7	0.776	24AH	2.0	0.9	13.9	353	D
5124.938HT	Hawk/ACSS/TW	477.0	16	18/7	0.789	24AH	2.0	0.9	13.9	353	D
5124.938HT	Hen/ACSS/TW	477.0	23	18/7	0.825	24AH	2.0	0.9	13.9	353	D
5124.969HT	Parakeet/ACSS/TW	556.5	13	18/7	0.835	24AH	2.0	0.9	13.9	353	D
5124.969HT	Dove/ACSS/TW	556.5	16	20/7	0.852	24AH	2.0	0.9	13.9	353	D
5124.969HT	Calumet/ACSS/TW	565.3	16	18/7	0.858	24AH	2.0	0.9	13.9	353	D
5124.969HT	Mohawk/ACSS/TW	571.7	13	18/7	0.846	24AH	2.0	0.9	13.9	353	D
5127.106HT	Rook/ACSS/TW	636.0	13	19/7	0.890	27AH	2.4	1.1	16.3	414	D
5127.106HT	Grosbeak/ACSS/TW	636.0	16	20/7	0.908	27AH	2.4	1.1	16.3	414	D
5127.106HT	Scoter/ACSS/TW	636.0	23	18/7	0.953	27AH	2.4	1.1	16.3	414	D
5127.106HT	Oswego/ACSS/TW	664.8	16	20/7	0.927	27AH	2.4	1.1	16.3	414	D
5127.106HT	Mystic/ACSS/TW	666.6	13	20/7	0.913	27AH	2.4	1.1	16.3	414	D
5130.116HT	Wabash/ACSS/TW	762.8	16	20/7	0.990	30AH	3.3	1.5	17.8	452	D
5130.116HT	Maumee/ACSS/TW	768.2	13	20/7	0.977	30AH	3.3	1.5	17.8	452	D
5130.116HT	Tern/ACSS/TW	795.0	7	17/7	0.960	30AH	3.3	1.5	17.8	452	D
5130.116HT	Puffin/ACSS/TW	795.0	10	18/7	0.980	30AH	3.3	1.5	17.8	452	D
5130.116HT	Condor/ACSS/TW	795.0	13	20/7	0.993	30AH	3.3	1.5	17.8	452	D
5130.116HT	Drake/ACSS/TW	795.0	16	20/7	1.010	30AH	3.3	1.5	17.8	452	D
5130.122HT	Canary/ACSS/TW	900.0	13	30/7	1.080	30AH	3.1	1.4	18.1	460	D
5130.122HT	Fraser/ACSS/TW	946.7	10	35/7	1.077	30AH	3.1	1.4	18.1	460	D
5130.122HT	Phoenix/ACSS/TW	954.0	5	30/7	1.044	30AH	3.1	1.4	18.1	460	D
5130.122HT	Rail/ACSS/TW	954.0	7	32/7	1.061	30AH	3.1	1.4	18.1	460	D

HiTemp Terminal Connector - 15° for ACSS/TW Conductor, 5100HT Series

ACCESSORIES
ACSS/TW

Catalog Number	Conductor					Die Size	Weight		Total Length L		Pad Size
	Code Name	Size	Type	Stranding	Diameter		lbs	kg	in	mm	
		kcmil		Al/St	in						
5130.125HT	Cardinal/ACSS/TW	954.0	13	20/7	1.084	30AH	3.1	1.4	18.3	465	D
5130.122HT	Kettle/ACSS/TW	957.2	7	32/7	1.060	30AH	3.1	1.4	18.1	460	D
5130.122HT	Suwannee/ACSS/TW	959.6	16	22/7	1.108	30AH	3.1	1.4	18.1	460	D
5130.122HT	Columbia/ACSS/TW	966.2	13	21/7	1.092	30AH	3.1	1.4	18.1	460	D
5134.128HT	Snowbird/ACSS/TW	1033.5	5	30/7	1.089	34AH	4.5	2.0	18.2	462	D
5134.128HT	Ortolan/ACSS/TW	1033.5	7	32/7	1.102	34AH	4.5	2.0	18.2	462	D
5134.134HT	Curlew/ACSS/TW	1033.5	13	22/7	1.128	34AH	4.4	2.0	18.3	465	D
5134.128HT	—	1080.0	7	20/7	1.131	34AH	4.5	2.0	18.1	460	D
5134.128HT	Avocet/ACSS/TW	1113.0	5	30/7	1.129	34AH	4.4	2.0	18.3	465	D
5134.134HT	Bluejay/ACSS/TW	1113.0	7	33/7	1.143	34AH	4.4	2.0	18.1	460	D
5134.138HT	Finch/ACSS/TW	1113.0	13	38/19	1.185	34AH	4.2	1.9	18.4	467	D
5134.134HT	Genesee/ACSS/TW	1158.0	7	33/7	1.165	34AH	4.4	2.0	18.3	465	D
5134.138HT	Hudson/ACSS/TW	1158.4	13	26/7	1.196	34AH	4.2	1.9	18.4	467	D
5134.134HT	Cheyenne/ACSS/TW	1168.1	5	30/7	1.155	34AH	4.4	2.0	18.3	465	D
5134.138HT	Oxbird/ACSS/TW	1192.5	5	30/7	1.167	34AH	4.2	1.9	18.4	467	D
5134.138HT	Bunting/ACSS/TW	1192.5	7	33/7	1.181	34AH	4.2	1.9	18.4	467	D
5136.144HT	Grackle/ACSS/TW	1192.5	13	38/19	1.225	36AH	4.7	2.1	19.1	485	D
5134.138HT	Yukon/ACSS/TW	1233.6	13	38/19	1.245	34AH	4.2	1.9	18.4	467	D
5134.138HT	Nelson/ACSS/TW	1257.1	7	35/7	1.213	34AH	4.2	1.9	18.4	468	D
5136.144HT	Scissortail/ACSS/TW	1272.0	5	30/7	1.202	36AH	4.7	2.1	19.1	485	D
5134.138HT	Catawba/ACSS/TW	1272.0	5	30/7	1.203	34AH	4.2	1.9	18.4	468	D
5136.144HT	Bittern/ACSS/TW	1272.0	7	35/7	1.220	36AH	4.7	2.1	19.1	485	D
5136.147HT	Pheasant/ACSS/TW	1272.0	13	39/19	1.264	36AH	4.7	2.1	19.0	483	D
5136.144HT	Thames/ACSS/TW	1334.6	13	39/19	1.290	36AH	4.7	2.1	19.1	485	D
5136.147HT	Dipper/ACSS/TW	1351.5	7	35/7	1.256	36AH	4.7	2.1	19.0	483	D
5138.150HT	Martin/ACSS/TW	1351.5	13	39/19	1.300	38AH	5.6	2.5	19.6	498	D
5136.144HT	Mackenzie/ACSS/TW	1359.7	7	36/7	1.259	36AH	4.7	2.1	19.1	485	D
5134.138HT	Truckee/ACSS/TW	1372.5	5	30/7	1.248	34AH	4.2	1.9	18.4	467	D
5138.150HT	Bobolink/ACSS/TW	1431.0	7	36/7	1.291	38AH	5.6	2.5	19.6	498	D
5138.156HT	Plover/ACSS/TW	1431.0	13	37/19	1.337	38AH	5.5	2.9	20.5	521	D
5138.156HT	Merrimack/ACSS/TW	1433.6	13	39/19	1.340	38AH	5.5	2.5	20.5	521	D
5138.156HT	Miramichi/ACSS/TW	1455.3	7	36/7	1.302	38AH	5.5	2.5	20.5	521	D
5138.156HT	St. Croix/ACSS/TW	1467.8	5	33/7	1.292	38AH	5.5	2.5	20.5	521	D
5138.156HT	Rio Grande/ACSS/TW	1533.3	13	39/19	1.382	38AH	5.5	2.5	20.5	521	D
5138.156HT	Potomac/ACSS/TW	1557.4	7	36/7	1.345	38AH	5.5	2.5	20.5	521	D
5138.156HT	Platte/ACSS/TW	1569.0	5	33/7	1.334	38AH	5.5	2.5	20.5	521	D
5140.162HT	Lapwing/ACSS/TW	1590.0	7	36/7	1.358	40AH	6.4	2.9	21.3	541	E
5140.162HT	Falcon/ACSS/TW	1590.0	13	42/19	1.408	40AH	6.4	2.9	21.3	541	E
5140.162HT	Pecos/ACSS/TW	1622.0	13	39/19	1.424	40AH	6.4	2.9	21.3	541	E
5140.162HT	Schuylkill/ACSS/TW	1657.4	7	36/7	1.386	40AH	6.4	2.9	21.3	541	E
5142.168HT	James/ACSS/TW	1730.6	13	34/19	1.470	42AH	6.9	3.1	22.3	566	E
5140.162HT	Pee Dee/ACSS/TW	1758.6	7	37/7	1.427	40AH	6.0	2.7	21.3	541	E
5142.178HT	Chukar/ACSS/TW	1780.0	8	37/19	1.445	42AH	6.9	3.1	22.3	566	E
5142.178HT	Cumberland/ACSS/TW	1926.9	13	42/19	1.545	42AH	6.9	3.1	22.3	566	E
5142.178HT	Athabaska/ACSS/TW	1949.6	7	42/7	1.504	42AH	6.9	3.1	22.3	566	E
5144.184HT	Powder/ACSS/TW	2153.8	8	64/19	1.602	44AH	8.0	3.6	22.4	569	E
5144.184HT	Bluebird/ACSS/TW	2156.0	8	64/19	1.608	44AH	8.0	3.6	22.4	569	E
5148.191HT	Santee/ACSS/TW	2627.3	8	64/19	1.762	48AH	8.7	4.0	24.2	615	E

HiTemp Terminal Connector - 90° for ACSS/TW Conductor, 5800HT Series



The 5800HT Series 90° Terminal Connector is specifically designed for ACSS/TW conductors. It is fabricated from a specially tempered aluminum that will transfer elevated current and dissipate increased heat more efficiently.

All HiTemp Terminal Connectors are designed for limited tension use, maintaining a minimum of 40% of the ASTM rated strength of the conductor.

Square edges of the compression accessory pad can cause Corona. Pads with rounded edges and corners can be supplied by adding the catalog suffix 'EHV'.

Ordering Instructions

Step 1: Catalog Number

Determine the assembly catalog number based on the conductor being used.

Step 2: Extra High Voltage Finish

For Extra High Voltage Finish, use "EHV". (≥ 345 kV)

For Standard Finish, leave blank. (< 345 kV)

Step 3: Assemble Catalog Number

+

Example:

For 954 Cardinal ACSS/TW Conductor with an EHV finish, the complete catalog number is:

5830.125HTEHV

Notes:

1. Pad Dimensions are on page 65.
2. HiTemp AFL Filler Compound (AFCHT) Requirements are on page 66.
3. Bolt Sizes and Torque Recommendations are on page 66.
4. Installation Instructions for Terminals are on page 75.
5. For more information on die selection and ordering instructions see Tool Catalog.

HiTemp Terminal Connector - 90° for ACSS/TW Conductor, 5800HT Series

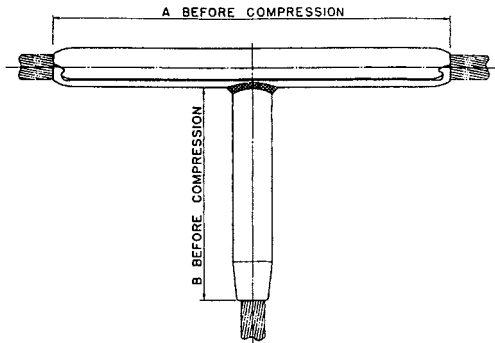
ACCESSORIES

Catalog Number	Conductor					Die Size	Weight		Total Length L		Die Size
	Code Name	Size	Type	Stranding	Diameter		lbs	kg	in	mm	
		kcmil		Al/St	in						
5820.781HT	Oriole/ACSS/TW	336.4	23	18/7	0.693	20AH	1.3	0.6	10.8	274	D
5824.938HT	Flicker/ACSS/TW	477.0	13	18/7	0.776	24AH	2.0	0.9	11.4	290	D
5824.938HT	Hawk/ACSS/TW	477.0	16	18/7	0.789	24AH	2.0	0.9	11.4	290	D
5824.938HT	Hen/ACSS/TW	477.0	23	18/7	0.825	24AH	2.0	0.9	11.4	290	D
5824.969HT	Parakeet/ACSS/TW	556.5	13	18/7	0.835	24AH	2.0	0.9	11.4	290	D
5824.969HT	Dove/ACSS/TW	556.5	16	20/7	0.852	24AH	2.0	0.9	11.4	290	D
5824.969HT	Calumet/ACSS/TW	565.3	16	18/7	0.858	24AH	2.0	0.9	11.4	290	D
5824.969HT	Mohawk/ACSS/TW	571.7	13	18/7	0.846	24AH	2.0	0.9	11.4	290	D
5827.106HT	Rook/ACSS/TW	636.0	13	19/7	0.890	27AH	2.5	1.1	12.8	325	D
5827.106HT	Grosbeak/ACSS/TW	636.0	16	20/7	0.908	27AH	2.5	1.1	12.8	325	D
5827.106HT	Scoter/ACSS/TW	636.0	23	18/7	0.953	27AH	2.5	1.1	12.8	325	D
5827.106HT	Oswego/ACSS/TW	664.8	16	20/7	0.927	27AH	2.5	1.1	12.8	325	D
5827.106HT	Mystic/ACSS/TW	666.6	13	20/7	0.913	27AH	2.5	1.1	12.8	325	D
5830.116HT	Wabash/ACSS/TW	762.8	16	20/7	0.990	30AH	3.2	1.5	14.5	368	D
5830.116HT	Maumee/ACSS/TW	768.2	13	20/7	0.977	30AH	3.2	1.5	14.5	368	D
5830.116HT	Tern/ACSS/TW	795.0	7	17/7	0.960	30AH	3.2	1.5	14.5	368	D
5830.116HT	Puffin/ACSS/TW	795.0	10	18/7	0.980	30AH	3.2	1.5	14.5	368	D
5830.116HT	Condor/ACSS/TW	795.0	13	20/7	0.993	30AH	3.2	1.5	14.5	368	D
5830.116HT	Drake/ACSS/TW	795.0	16	20/7	1.010	30AH	3.2	1.5	14.5	368	D
5830.122HT	Canary/ACSS/TW	900.0	13	30/7	1.080	30AH	3.0	1.4	14.7	373	D
5830.122HT	Fraser/ACSS/TW	946.7	10	35/7	1.077	30AH	3.0	1.4	14.7	373	D
5830.122HT	Phoenix/ACSS/TW	954.0	5	30/7	1.044	30AH	3.0	1.4	14.7	373	D
5830.122HT	Rail/ACSS/TW	954.0	7	32/7	1.061	30AH	3.0	1.4	14.7	373	D
5830.125HT	Cardinal/ACSS/TW	954.0	13	20/7	1.084	30AH	3.0	1.4	14.7	373	D
5830.122HT	Kettle/ACSS/TW	957.2	7	32/7	1.060	30AH	3.0	1.4	14.7	373	D
5830.122HT	Suwannee/ACSS/TW	959.6	16	22/7	1.108	30AH	3.0	1.4	14.7	373	D
5830.122HT	Columbia/ACSS/TW	966.2	13	21/7	1.092	30AH	3.0	1.4	14.7	373	D
5834.128HT	Snowbird/ACSS/TW	1033.5	5	30/7	1.089	34AH	4.5	2.0	15.5	394	D
5834.128HT	Ortolan/ACSS/TW	1033.5	7	32/7	1.102	34AH	4.5	2.0	15.5	394	D
5834.134HT	Curlew/ACSS/TW	1033.5	13	22/7	1.128	34AH	4.3	2.0	15.5	394	D
5834.128HT	—	1080.0	7	20/7	1.131	34AH	4.5	2.0	15.5	394	D
5834.128HT	Avocet/ACSS/TW	1113.0	5	30/7	1.129	34AH	4.5	2.0	15.5	394	D
5834.134HT	Bluejay/ACSS/TW	1113.0	7	33/7	1.143	34AH	4.3	2.0	15.5	394	D
5834.138HT	Finch/ACSS/TW	1113.0	13	38/19	1.185	34AH	4.3	2.0	15.5	394	D
5834.134HT	Genesee/ACSS/TW	1158.0	7	33/7	1.165	34AH	4.3	2.0	15.5	394	D
5834.138HT	Hudson/ACSS/TW	1158.4	13	26/7	1.196	34AH	4.2	1.9	15.5	394	D
5834.134HT	Cheyenne/ACSS/TW	1168.1	5	30/7	1.155	34AH	4.3	2.0	15.5	394	D
5834.138HT	Oxbird/ACSS/TW	1192.5	5	30/7	1.167	34AH	4.2	1.9	15.5	394	D
5834.138HT	Bunting/ACSS/TW	1192.5	7	33/7	1.181	34AH	4.2	1.9	15.5	394	D
5836.144HT	Grackle/ACSS/TW	1192.5	13	38/19	1.225	36AH	4.7	2.1	16.1	409	D
5834.138HT	Yukon/ACSS/TW	1233.6	13	38/19	1.245	34AH	4.2	1.9	15.5	394	D
5834.138HT	Nelson/ACSS/TW	1257.1	7	35/7	1.213	34AH	4.2	1.9	15.5	394	D

HiTemp Terminal Connector - 90° for ACSS/TW Conductor, 5800HT Series

Catalog Number	Conductor					Die Size	Weight		Total Length L		Die Size
	Code Name	Size	Type	Stranding	Diameter		lbs	kg	in	mm	
		kcmil		Al/St	in						
5836.144HT	Scissortail/ACSS/TW	1272.0	5	30/7	1.202	36AH	4.7	2.1	16.1	394	D
5834.138HT	Catawba/ACSS/TW	1272.0	5	30/7	1.203	34AH	4.2	1.9	15.5	394	D
5836.144HT	Bittern/ACSS/TW	1272.0	7	35/7	1.220	36AH	4.7	2.1	16.1	409	D
5836.147HT	Pheasant/ACSS/TW	1272.0	13	39/19	1.264	36AH	4.7	2.1	16.1	409	D
5836.144HT	Thames/ACSS/TW	1334.6	13	39/19	1.290	36AH	4.7	2.1	16.1	409	D
5836.147HT	Dipper/ACSS/TW	1351.5	7	35/7	1.256	36AH	4.7	2.1	16.1	409	D
5838.150HT	Martin/ACSS/TW	1351.5	13	39/19	1.300	38AH	5.5	2.5	16.6	422	D
5836.144HT	Mackenzie/ACSS/TW	1359.7	7	36/7	1.259	36AH	4.7	2.1	16.1	409	D
5834.138HT	Truckee/ACSS/TW	1372.5	5	30/7	1.248	34AH	4.2	1.9	15.5	394	D
5838.150HT	Bobolink/ACSS/TW	1431.0	7	36/7	1.291	38AH	5.5	2.5	16.6	422	D
5838.156HT	Plover/ACSS/TW	1431.0	13	37/19	1.337	38AH	5.4	2.5	17.6	447	D
5838.156HT	Merrimack/ACSS/TW	1433.6	13	39/19	1.340	38AH	5.4	2.5	17.6	447	D
5838.156HT	Miramichi/ACSS/TW	1455.3	7	36/7	1.302	38AH	5.4	2.5	17.6	447	D
5838.156HT	St. Croix/ACSS/TW	1467.8	5	33/7	1.292	38AH	5.4	2.5	17.6	447	D
5838.156HT	Rio Grande/ACSS/TW	1533.3	13	39/19	1.382	38AH	5.4	2.5	17.6	447	D
5838.156HT	Potomac/ACSS/TW	1557.4	7	36/7	1.345	38AH	5.4	2.5	17.6	447	D
5838.156HT	Platte/ACSS/TW	1569.0	5	33/7	1.334	38AH	5.4	2.5	17.6	447	D
5840.162HT	Lapwing/ACSS/TW	1590.0	7	36/7	1.358	40AH	6.1	2.8	17.3	439	E
5840.162HT	Falcon/ACSS/TW	1590.0	13	42/19	1.408	40AH	6.1	2.8	17.3	439	E
5840.162HT	Pecos/ACSS/TW	1622.0	13	39/19	1.424	40AH	6.1	2.8	17.3	439	E
5840.162HT	Schuylkill/ACSS/TW	1657.4	7	36/7	1.386	40AH	6.1	2.8	17.3	439	E
5842.168HT	James/ACSS/TW	1730.6	13	34/19	1.470	42AH	7.0	3.2	17.3	439	E
5840.162HT	Pee Dee/ACSS/TW	1758.6	7	37/7	1.427	40AH	6.1	2.8	17.3	439	E
5842.178HT	Chukar/ACSS/TW	1780.0	8	37/19	1.445	42AH	7.0	3.2	18.5	470	E
5842.178HT	Cumberland/ACSS/TW	1926.9	13	42/19	1.545	42AH	7.0	3.2	18.5	470	E
5842.178HT	Athabaska/ACSS/TW	1949.6	7	42/7	1.504	42AH	7.0	3.2	18.5	470	E
5844.184HT	Powder/ACSS/TW	2153.8	8	64/19	1.602	44AH	8.4	3.8	18.7	475	E
5844.184HT	Bluebird/ACSS/TW	2156.0	8	64/19	1.608	44AH	8.4	3.8	18.7	475	E
5848.191HT	Santee/ACSS/TW	2627.3	8	64/19	1.762	48AH	10.6	4.8	20.3	516	E

HiTemp Tee Connector - Open Run for ACSS/TW Conductor, 5500HT Series



The 5500HT Series Tee Connector is a permanent drop specifically designed for ACSS/TW conductors. It is fabricated from a specially tempered aluminum that will transfer elevated current and dissipate increased heat more efficiently.

The run portion incorporates an improved design of interlocking extrusions, providing a permanent grip on the conductor when compressed.

The branch portion of the tee connector is designed for limited tension use, maintaining a minimum of 40% of the ASTM rated strength of the conductor.

For die sizes 30AH and above, the end tapers of the compression portions of all compression accessories are supplied with a high voltage finish.

Ordering Instructions

Step 1: Determine Run Catalog Number

Determine the run catalog number based on the conductor being used.

Step 2: Determine Branch Catalog Number

Determine the branch catalog number based on the conductor being used.

Step 3: Assemble Catalog Number

Run Catalog Number + Branch Catalog Number

Example:

For a Tee Connector with a run conductor of 954 Cardinal ACSS/TW Conductor and a branch conductor of 1192.5 Grackle ACSS/TW Conductor, the complete catalog number is:

5530.3-36.144HT

Notes:

1. HiTemp AFL Filler Compound (AFCHT) Requirements are on page 66.
2. Installation Instructions for Tee Connectors are on page 81.

HiTemp Tee Connector - Open Run for ACSS/TW Conductor, 5500HT Series

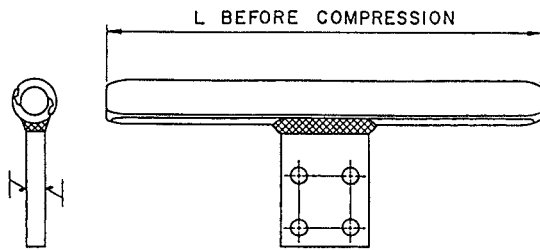
Partial Catalog Number		Conductor					Die Size	Weight		Run Length A		Branch Length B	
		Code Name	Size	Type	Stranding	Diameter		lbs	kg	in	mm	in	mm
Run	Branch		kcmil		Al/St		in						
5520.3	-20.781HT	Oriole/ACSS/TW	336.4	23	18/7	0.693	20AH	2.5	1.1	22.5	569	11.6	294
5524.3	-24.938HT	Flicker/ACSS/TW	477.0	13	18/7	0.776	24AH	3.9	1.8	23.5	594	12.3	310
5524.3	-24.938HT	Hawk/ACSS/TW	477.0	16	18/7	0.789	24AH	3.9	1.8	23.5	594	12.3	310
5524.3	-24.938HT	Hen/ACSS/TW	477.0	23	18/7	0.825	24AH	3.9	1.8	23.5	594	12.3	310
5524.3	-24.969HT	Parakeet/ACSS/TW	556.5	13	18/7	0.835	24AH	3.8	1.7	23.5	594	12.3	310
5524.3	-24.969HT	Dove/ACSS/TW	556.5	16	20/7	0.852	24AH	3.8	1.7	23.5	594	12.3	310
5524.3	-24.969HT	Calumet/ACSS/TW	565.3	16	18/7	0.858	24AH	3.8	1.7	23.5	594	12.3	310
5524.3	-24.969HT	Mohawk/ACSS/TW	571.7	13	18/7	0.846	24AH	3.8	1.7	23.5	594	12.3	310
5527.3	-27.106HT	Rook/ACSS/TW	636.0	13	19/7	0.890	27AH	5.5	2.5	26.3	664	12.8	325
5527.3	-27.106HT	Grosbeak/ACSS/TW	636.0	16	20/7	0.908	27AH	5.5	2.5	26.3	664	12.8	325
5527.3	-27.106HT	Scoter/ACSS/TW	636.0	23	18/7	0.953	27AH	5.5	2.5	26.3	664	12.8	325
5527.3	-27.106HT	Oswego/ACSS/TW	664.8	16	20/7	0.927	27AH	5.5	2.5	26.3	664	12.3	310
5527.3	-27.106HT	Mystic/ACSS/TW	666.6	13	20/7	0.913	27AH	5.5	2.5	26.3	664	12.3	310
5530.3	-30.116HT	Wabash/ACSS/TW	762.8	16	20/7	0.990	30AH	6.4	2.9	27.1	686	13.4	340
5530.3	-30.116HT	Maumee/ACSS/TW	768.2	13	20/7	0.977	30AH	6.4	2.9	27.1	686	13.4	340
5530.3	-30.116HT	Tern/ACSS/TW	795.0	7	17/7	0.960	30AH	6.4	2.9	27.1	686	13.4	340
5530.3	-30.116HT	Puffin/ACSS/TW	795.0	10	18/7	0.980	30AH	6.4	2.9	27.1	686	13.4	340
5530.3	-30.116HT	Condor/ACSS/TW	795.0	13	20/7	0.993	30AH	6.4	2.9	27.1	686	13.4	340
5530.3	-30.116HT	Drake/ACSS/TW	795.0	16	20/7	1.010	30AH	6.4	2.9	27.1	686	13.4	340
5530.3	-30.122HT	Canary/ACSS/TW	900.0	13	30/7	1.080	30AH	6.3	2.9	27.1	686	13.4	340
5530.3	-30.122HT	Fraser/ACSS/TW	946.7	10	35/7	1.077	30AH	6.3	2.9	27.1	686	13.4	340
5530.3	-30.122HT	Phoenix/ACSS/TW	954.0	5	30/7	1.044	30AH	6.3	2.9	27.1	686	13.4	340
5530.3	-30.122HT	Rail/ACSS/TW	954.0	7	32/7	1.061	30AH	6.3	2.9	27.1	686	13.4	340
5530.3	-30.125HT	Cardinal/ACSS/TW	954.0	13	20/7	1.084	30AH	6.2	2.8	27.1	686	13.4	340
5530.3	-30.122HT	Kettle/ACSS/TW	957.2	7	32/7	1.060	30AH	6.3	2.9	27.1	686	13.4	340
5530.3	-30.122HT	Suwannee/ACSS/TW	959.6	16	22/7	1.108	30AH	6.3	2.9	27.1	686	13.4	340
5530.3	-30.122HT	Columbia/ACSS/TW	966.2	13	21/7	1.092	30AH	6.3	2.9	27.1	686	13.4	340
5534.3	-34.128HT	Snowbird/ACSS/TW	1033.5	5	30/7	1.089	34AH	8.9	4.0	28.1	711	14.1	355
5534.3	-34.128HT	Ortolan/ACSS/TW	1033.5	7	32/7	1.102	34AH	8.9	4.0	28.1	711	14.1	355
5534.3	-34.134HT	Curlew/ACSS/TW	1033.5	13	22/7	1.128	34AH	8.7	4.0	28.1	711	14.1	355
5534.3	-34.128HT	—	1080.0	7	20/7	1.131	34AH	8.9	4.0	28.1	711	14.1	355
5534.3	-34.128HT	Avocet/ACSS/TW	1113.0	5	30/7	1.129	34AH	8.9	4.0	28.1	711	14.1	355
5534.3	-34.134HT	Bluejay/ACSS/TW	1113.0	7	33/7	1.143	34AH	8.6	3.9	28.1	711	14.1	355
5534.3	-34.134HT	Finch/ACSS/TW	1113.0	13	38/19	1.185	34AH	8.7	4.0	28.1	711	14.1	355
5534.3	-34.134HT	Genesee/ACSS/TW	1158.0	7	33/7	1.165	34AH	8.7	4.0	28.1	711	14.1	355
5534.3	-34.138HT	Hudson/ACSS/TW	1158.4	13	26/7	1.196	34AH	8.6	3.9	28.1	711	14.1	355
5534.3	-34.134HT	Cheyenne/ACSS/TW	1168.1	5	30/7	1.155	34AH	8.7	4.0	28.1	711	14.1	355
5534.3	-34.138HT	Oxbird/ACSS/TW	1192.5	5	30/7	1.167	34AH	8.6	3.9	28.1	711	14.1	355
5534.3	-34.138HT	Bunting/ACSS/TW	1192.5	7	33/7	1.181	34AH	8.6	3.9	28.1	711	14.1	355
5536.3	-36.144HT	Grackle/ACSS/TW	1192.5	13	38/19	1.225	36AH	9.4	4.3	29.0	733	14.6	370
5534.3	-34.138HT	Yukon/ACSS/TW	1233.6	13	38/19	1.245	34AH	8.6	3.9	28.1	711	14.1	355
5534.3	-34.138HT	Nelson/ACSS/TW	1257.1	7	35/7	1.213	34AH	8.6	3.9	28.1	711	14.1	355

HiTemp Tee Connector - Open Run for ACSS/TW Conductor, 5500HT Series

ACCESSORIES

Partial Catalog Number		Conductor					Die Size	Weight		Run Length A		Branch Length B	
		Code Name	Size	Type	Stranding	Diameter		lbs	kg	in	mm	in	mm
Run	Branch		kcmil		Al/St	in							
5536.3	-36.144HT	Scissortail/ACSS/TW	1272.0	5	30/7	1.202	36AH	9.4	4.3	29.0	733	14.6	370
5534.3	-34.138HT	Catawba/ACSS/TW	1272.0	5	30/7	1.203	34AH	8.6	3.9	28.1	711	14.1	355
5536.3	-36.144HT	Bittern/ACSS/TW	1272.0	7	35/7	1.220	36AH	9.4	4.3	29.0	733	14.6	370
5536.3	-36.147HT	Pheasant/ACSS/TW	1272.0	13	39/19	1.264	36AH	9.3	4.2	29.0	733	14.6	370
5536.3	-36.144HT	Thames/ACSS/TW	1334.6	13	39/19	1.290	36AH	9.4	4.3	29.0	733	14.6	370
5536.3	-36.147HT	Dipper/ACSS/TW	1351.5	7	35/7	1.256	36AH	9.3	4.2	29.0	733	14.6	370
5538.3	-38.150HT	Martin/ACSS/TW	1351.5	13	39/19	1.300	38AH	11.1	5.1	29.9	756	15.2	384
5536.3	-36.144HT	Mackenzie/ACSS/TW	1359.7	7	36/7	1.259	36AH	9.4	4.3	29.0	733	14.6	370
5534.3	-34.138HT	Truckee/ACSS/TW	1372.5	5	30/7	1.248	34AH	8.6	3.9	28.1	711	14.1	355
5538.3	-38.150HT	Bobolink/ACSS/TW	1431.0	7	36/7	1.291	38AH	11.1	5.1	29.9	756	15.2	384
5538.3	-38.156HT	Plover/ACSS/TW	1431.0	13	37/19	1.337	38AH	10.8	4.9	29.9	756	15.2	384
5538.3	-38.156HT	Merrimack/ACSS/TW	1433.6	13	39/19	1.340	38AH	10.8	4.9	29.9	756	15.2	384
5538.3	-38.156HT	Miramichi/ACSS/TW	1455.3	7	36/7	1.302	38AH	10.8	4.9	29.9	756	15.2	384
5538.3	-38.156HT	St. Croix/ACSS/TW	1467.8	5	33/7	1.292	38AH	10.8	4.9	29.9	756	15.2	384
5538.3	-38.156HT	Rio Grande/ACSS/TW	1533.3	13	39/19	1.382	38AH	10.8	4.9	29.9	756	15.2	384
5538.3	-38.156HT	Potomac/ACSS/TW	1557.4	7	36/7	1.345	38AH	10.8	4.9	29.9	756	15.2	384
5538.3	-38.156HT	Platte/ACSS/TW	1569.0	5	33/7	1.334	38AH	10.8	4.9	29.9	756	15.2	384
5540.3	-40.162HT	Lapwing/ACSS/TW	1590.0	7	36/7	1.358	40AH	12.6	5.7	30.8	778	15.8	398
5540.3	-40.162HT	Falcon/ACSS/TW	1590.0	13	42/19	1.408	40AH	12.6	5.7	30.8	778	15.8	398
5540.3	-40.162HT	Pecos/ACSS/TW	1622.0	13	39/19	1.424	40AH	12.6	5.7	30.8	778	15.8	398
5540.3	-40.162HT	Schuylkill/ACSS/TW	1657.4	7	36/7	1.386	40AH	12.6	5.7	30.8	778	15.8	398
5542.3	-40.168HT	James/ACSS/TW	1730.6	13	34/19	1.470	42AH	14.6	6.6	31.6	800	16.4	414
5540.3	-40.168HT	Pee Dee/ACSS/TW	1758.6	7	37/7	1.427	40AH	13.3	6.1	30.8	778	15.8	398
5540.3	-40.162HT	Schuylkill/ACSS/TW	1657.4	7	36/7	1.386	40AH	12.6	5.7	30.8	778	15.8	398
5542.3	-42.168HT	James/ACSS/TW	1730.6	13	34/19	1.470	42AH	14.6	6.6	31.6	800	16.4	414
5540.3	-40.162HT	Pee Dee/ACSS/TW	1758.6	7	37/7	1.427	40AH	13.3	6.1	30.8	778	15.8	398
5542.3	-42.178HT	Chukar/ACSS/TW	1780.0	8	37/19	1.445	42AH	14.2	6.5	31.6	803	16.4	416
5542.3	-42.178HT	Cumberland/ACSS/TW	1926.9	13	42/19	1.545	42AH	14.2	6.5	31.6	803	16.4	416
5542.3	-42.178HT	Athabaska/ACSS/TW	1949.6	7	42/7	1.504	42AH	14.2	6.5	31.6	803	16.4	416
5544.3	-44.184HT	Powder/ACSS/TW	2153.8	8	64/19	1.602	44AH	15.9	7.2	32.5	826	16.0	406
5544.3	-44.184HT	Bluebird/ACSS/TW	2156.0	8	64/19	1.608	44AH	15.9	7.2	32.5	826	16.0	406
5548.3	-48.191HT	Santee/ACSS/TW	2627.3	8	64/19	1.762	48AH	20.9	9.5	32.5	826	16.0	406

HiTemp Tee Tap - Open Run for ACSS/TW Conductor, 5300HT Series



The 5300HT Series Tee Tap is a permanent or temporary drop specifically designed for ACSS/TW conductors. It is fabricated from a specially tempered aluminum that will transfer elevated current and dissipate increased heat more efficiently.

The run portion incorporates an improved design of interlocking extrusions, providing a permanent grip on the conductor when compressed.

For die sizes 30AH and above, the end tapers of the compression portions of all compression accessories are supplied with a high voltage finish.

Square edges of the compression accessory pad can cause Corona. Pads with rounded edges and corners can be supplied by adding the catalog suffix 'EHV'.

Ordering Instructions

Step 1: Catalog Number

Determine the catalog number based on the conductor being used.

Step 2: Extra High Voltage Finish

For Extra High Voltage Finish, use "EHV". (≥ 345 kV)

For Standard Finish, leave blank. (< 345 kV)

Step 3: Assemble Catalog Number

+

Example:

For 954 Cardinal ACSS/TW Conductor with EHV finish, the complete catalog number is:

5330.3HTEHV

Notes:

1. Pad Dimensions are on page 65.
2. HiTemp AFL Filler Compound (AFCHT) Requirements are on page 66.
3. Bolt Sizes and Torque Recommendations are on page 66.
4. Installation Instructions for Tee Taps are on page 76.

HiTemp Tee Tap - Open Run for ACSS/TW Conductor, 5300HT Series


ACCESSORIES

Catalog Number	Conductor					Die Size	Weight		Total Length L		Pad Size
	Code Name	Size	Type	Stranding	Diameter		lbs	kg	in	mm	
		kcmil		Al/St	in						
5320.3HT	Oriole/ACSS/TW	336.4	23	18/7	0.693	20AH	2.4	1.1	24.1	608	D
5324.3HT	Flicker/ACSS/TW	477.0	13	18/7	0.776	24AH	2.8	1.3	24.9	630	D
5324.3HT	Hawk/ACSS/TW	477.0	16	18/7	0.789	24AH	2.8	1.3	24.9	630	D
5324.3HT	Hen/ACSS/TW	477.0	23	18/7	0.825	24AH	2.8	1.3	24.9	630	D
5324.3HT	Parakeet/ACSS/TW	556.5	13	18/7	0.835	24AH	2.8	1.3	24.9	630	D
5324.3HT	Dove/ACSS/TW	556.5	16	20/7	0.852	24AH	2.8	1.3	24.9	630	D
5324.3HT	Calumet/ACSS/TW	565.3	16	18/7	0.858	24AH	2.8	1.3	24.9	630	D
5324.3HT	Mohawk/ACSS/TW	571.7	13	18/7	0.846	24AH	2.8	1.3	24.9	630	D
5327.3HT	Rook/ACSS/TW	636.0	13	19/7	0.890	27AH	3.9	1.8	27.1	685	D
5327.3HT	Grosbeak/ACSS/TW	636.0	16	20/7	0.908	27AH	3.9	1.8	27.1	685	D
5327.3HT	Scoter/ACSS/TW	636.0	23	18/7	0.953	27AH	3.9	1.8	27.1	685	D
5327.3HT	Oswego/ACSS/TW	664.8	16	20/7	0.927	27AH	3.9	1.8	27.1	685	D
5327.3HT	Mystic/ACSS/TW	666.6	13	20/7	0.913	27AH	3.9	1.8	27.1	685	D
5330.3HT	Wabash/ACSS/TW	762.8	16	20/7	0.990	30AH	4.8	2.2	27.3	690	D
5330.3HT	Maumee/ACSS/TW	768.2	13	20/7	0.977	30AH	4.8	2.2	27.3	690	D
5330.3HT	Tern/ACSS/TW	795.0	7	17/7	0.960	30AH	4.8	2.2	27.3	690	D
5330.3HT	Puffin/ACSS/TW	795.0	10	18/7	0.980	30AH	4.8	2.2	27.3	690	D
5330.3HT	Condor/ACSS/TW	795.0	13	20/7	0.993	30AH	4.8	2.2	27.3	690	D
5330.3HT	Drake/ACSS/TW	795.0	16	20/7	1.010	30AH	4.8	2.2	27.3	690	D
5330.3HT	Canary/ACSS/TW	900.0	13	30/7	1.080	30AH	4.8	2.2	27.3	690	D
5330.3HT	Fraser/ACSS/TW	946.7	10	35/7	1.077	30AH	4.8	2.2	27.3	690	D
5330.3HT	Phoenix/ACSS/TW	954.0	5	30/7	1.044	30AH	4.8	2.2	27.3	690	D
5330.3HT	Rail/ACSS/TW	954.0	7	32/7	1.061	30AH	4.8	2.2	27.3	690	D
5330.3HT	Cardinal/ACSS/TW	954.0	13	20/7	1.084	30AH	4.8	2.2	27.3	690	D
5330.3HT	Kettle/ACSS/TW	957.2	7	32/7	1.060	30AH	4.8	2.2	27.3	690	D
5330.3HT	Suwannee/ACSS/TW	959.6	16	22/7	1.108	30AH	4.8	2.2	27.3	690	D
5330.3HT	Columbia/ACSS/TW	966.2	13	21/7	1.092	30AH	4.8	2.2	27.3	690	D
5334.3HT	Snowbird/ACSS/TW	1033.5	5	30/7	1.089	34AH	6.3	2.9	28.7	725	D
5334.3HT	Ortolan/ACSS/TW	1033.5	7	32/7	1.102	34AH	6.3	2.9	28.7	725	D
5334.3HT	Curlew/ACSS/TW	1033.5	13	22/7	1.128	34AH	6.3	2.9	28.7	725	D
5334.3HT	-----	1080.0	7	20/7	1.131	34AH	6.3	2.9	28.7	725	D
5334.3HT	Avocet/ACSS/TW	1113.0	5	30/7	1.129	34AH	6.3	2.9	28.7	725	D
5334.3HT	Bluejay/ACSS/TW	1113.0	7	33/7	1.143	34AH	6.3	2.9	28.7	725	D
5334.3HT	Finch/ACSS/TW	1113.0	13	38/19	1.185	34AH	6.3	2.9	28.7	725	D
5334.3HT	Genesee/ACSS/TW	1158.0	7	33/7	1.165	34AH	6.3	2.9	28.7	725	D
5334.3HT	Hudson/ACSS/TW	1158.4	13	26/7	1.196	34AH	6.3	2.9	28.7	725	D
5334.3HT	Cheyenne/ACSS/TW	1168.1	5	30/7	1.155	34AH	6.3	2.9	28.7	725	D
5334.3HT	Oxbird/ACSS/TW	1192.5	5	30/7	1.167	34AH	6.3	2.9	28.7	725	D
5334.3HT	Bunting/ACSS/TW	1192.5	7	33/7	1.181	34AH	6.3	2.9	28.7	725	D
5336.3HT	Grackle/ACSS/TW	1192.5	13	38/19	1.225	36AH	6.5	3.0	29.6	748	D
5334.3HT	Yukon/ACSS/TW	1233.6	13	38/19	1.245	34AH	6.3	2.9	28.7	725	D
5334.3HT	Nelson/ACSS/TW	1257.1	7	35/7	1.213	34AH	6.3	2.9	28.7	725	D

HiTemp Tee Tap - Open Run for ACSS/TW Conductor, 5300HT Series

Catalog Number	Conductor					Die Size	Weight		Total Length L		Pad Size
	Code Name	Size	Type	Stranding	Diameter		lbs	kg	in	mm	
		kcmil		Al/St	in						
5336.3HT	Scissortail/ACSS/TW	1272.0	5	30/7	1.202	36AH	6.5	3.0	29.6	748	D
5334.3HT	Catawba/ACSS/TW	1272.0	5	30/7	1.203	34AH	6.3	2.9	28.7	725	D
5336.3HT	Bittern/ACSS/TW	1272.0	7	35/7	1.220	36AH	6.5	3.0	29.6	748	D
5336.3HT	Pheasant/ACSS/TW	1272.0	13	39/19	1.264	36AH	6.5	3.0	29.6	748	D
5336.34HT	Thames/ACSS/TW	1334.6	13	39/19	1.290	36AH	6.5	3.0	29.6	748	D
5336.3HT	Dipper/ACSS/TW	1351.5	7	35/7	1.256	36AH	6.5	3.0	29.6	748	D
5338.3HT	Martin/ACSS/TW	1351.5	13	39/19	1.300	38AH	7.3	3.3	30.1	762	D
5336.3HT	Mackenzie/ACSS/TW	1359.7	7	36/7	1.259	36AH	6.5	3.0	29.6	748	D
5334.3HT	Truckee/ACSS/TW	1372.5	5	30/7	1.248	34AH	6.3	2.9	28.7	725	D
5338.3HT	Bobolink/ACSS/TW	1431.0	7	36/7	1.291	38AH	7.3	3.3	30.1	762	D
5338.3HT	Plover/ACSS/TW	1431.0	13	37/19	1.337	38AH	7.3	3.3	30.1	762	D
5338.3HT	Merrimack/ACSS/TW	1433.6	13	39/19	1.340	38AH	7.3	3.3	31.1	787	D
5338.3HT	Miramichi/ACSS/TW	1455.3	7	36/7	1.302	38AH	7.3	3.3	31.1	787	D
5338.3HT	St. Croix/ACSS/TW	1467.8	5	33/7	1.292	38AH	7.3	3.3	31.1	787	D
5338.3HT	Rio Grande/ACSS/TW	1533.3	13	39/19	1.382	38AH	7.3	3.3	31.1	787	D
5338.3HT	Potomac/ACSS/TW	1557.4	7	36/7	1.345	38AH	7.3	3.3	31.1	787	D
5338.3HT	Platte/ACSS/TW	1569.0	5	33/7	1.334	38AH	7.3	3.3	31.1	787	D
5340.3HT	Lapwing/ACSS/TW	1590.0	7	36/7	1.358	40AH	8.4	3.8	30.7	776	E
5340.3HT	Falcon/ACSS/TW	1590.0	13	42/19	1.408	40AH	8.4	3.8	30.7	776	E
5340.3HT	Pecos/ACSS/TW	1622.0	13	39/19	1.424	40AH	8.4	3.8	30.7	776	E
5340.3HT	Schuykill/ACSS/TW	1657.4	7	36/7	1.386	40AH	8.4	3.8	30.7	776	E
5342.3HT	James/ACSS/TW	1730.6	13	34/19	1.470	42AH	10.4	4.7	31.6	800	E
5340.3HT	Pee Dee/ACSS/TW	1758.6	7	37/7	1.427	40AH	8.4	3.8	30.7	776	E
5342.3HT	Chukar/ACSS/TW	1780.0	8	37/19	1.445	42AH	10.4	4.7	31.6	800	E
5342.3HT	Cumberland/ACSS/TW	1926.9	13	42/19	1.545	42AH	10.4	4.7	31.6	800	E
5342.3HT	Athabaska/ACSS/TW	1949.6	7	42/7	1.504	42AH	10.4	4.7	31.6	800	E
5344.3HT	Powder/ACSS/TW	2153.8	8	64/19	1.602	44AH	11.9	5.4	33.6	849	E
5344.3HT	Bluebird/ACSS/TW	2156.0	8	64/19	1.608	44AH	11.9	5.4	33.6	849	E
5348.3HT	Santee/ACSS/TW	2627.3	8	64/19	1.762	48AH	13.4	6.1	35.0	885	E

Transmission Conductor Vibration Dampers Stockbridge Type – 1700 Series



The AFL Stockbridge Damper is the most efficient way to extend the life of a transmission line. It is designed to eliminate the damage caused by aeolian vibration.

What is aeolian vibration?

Aeolian vibration is a high frequency motion that can occur when a smooth, steady crosswind blows on aerial cables. This laminar wind creates vortices, which are detached at regular intervals on the leeward side, alternating from top and bottom of the cable. The detachments create vertical forces causing the cable to vibrate standing waves generally in high harmonic modes. The primary factors effecting aeolian vibration are span length, tension and impedance. The amount of energy imparted to a cable varies directly with the span length. With increasing tension, the tendency of a cable to vibrate rises rapidly as its self dampening ability reduces. Impedance is determined by the mechanical and material properties of the cable.

The first aeolian vibration fatigue failures of stranded conductor were reported in 1917. George Stockbridge of Southern California Edison first developed dampers in 1928. During this same timeframe, AFL erected an outdoor test span and indoor laboratory for the study of vibration. These expanded facilities, along with more than 70 years of research and experience, have assisted AFL in understanding the theory of vibration and its control. Aeolian vibration still occurs and causes damage to conductors, hardware and towers. AFL Stockbridge Dampers dissipates this damaging force of nature.

Features

Wide Vibration and Voltage Coverage

The AFL Stockbridge Damper has two natural frequency modes. These modes are commonly known as ‘flying’ and ‘wiggling’. AFL uses a specially designed 19 strand messenger wire allowing the damper to dissipate vibration, or ‘wake up’, at lower energy inputs. These two modes combined with the 19 strand messenger wire give AFL’s Stockbridge Damper the widest range of vibration coverage in the industry. Damper assemblies with catalog weights of 1706 and larger can be used at 345kV and above.

Pressed Clamp and Weights

AFL Stockbridge Damper clamp and weights are pressed onto the messenger wire, as opposed to being cast or welded. The pressing operation does not alter the physical or mechanical characteristics of the messenger wire. Casting or welding anneals the messenger, compromising its performance.

No Special Tools Needed with Breakway Bolt Option

With the breakaway bolt, no special tools or torque wrench is needed. Simply tighten the bolt until the head shears off. This means proper torque has been achieved.

Proven Performance Year After Year

Comparative testing was conducted in 1993 at a private test site using AFL Stockbridge Dampers and those of two competitors. In this particular test, Alcoa dampers offered 40+ years of protection against fatigue, while the competitions’ dampers failed between 7 and 14 years.

Vibrec™ Damper Recommendation Program

The Vibrec damper recommendation program assists in damper requirements for transmission and distribution lines.

For more information visit www.vibrec.com or contact the AFL Technical Support Team at 1.800.866.7385.

Transmission Conductor Vibration Dampers Stockbridge Type – 1700 Series

Table 1: Weight Selection

WEIGHT CATALOG NUMBER	BARE CONDUCTOR DIAMETER RANGE		WEIGHT ²	
			STEEL	
	IN	MM	LBS	KG
1701 ¹	0.270 - 0.430	6.9 - 10.9	2.6	1.18
1702 ¹	0.431 - 0.630	11.0 - 16.0	5.5	2.49
1703	0.361 - 0.570	9.2 - 14.4	2.9	1.32
1704	0.571 - 0.770	14.5 - 19.5	6.5	2.95
1705	0.771 - 0.970	19.6 - 24.6	9.9	4.49
1706 ³	0.971 - 1.210	24.7 - 30.7	13.3	6.03
1707 ³	1.211 - 1.382	30.8 - 35.1	19.7	8.94
1708 ³	1.383 - 1.825	35.2 - 46.4	28.8	13.06

Table 2: Clamp Selection

CLAMP CATALOG NUMBER	OVERALL DIAMETER RANGE AT POINT OF INSTALLATION		CLAMP BOLT DIA ⁴	WEIGHT ²	
				ALUMINUM	
	IN	MM		LBS	KG
-2	0.270 - 0.360	6.9 - 9.1	7/16	0.3	0.15
-3	0.361 - 0.460	9.2 - 11.6	7/16	0.3	0.15
-4	0.461 - 0.570	11.7 - 14.4	7/16	0.3	0.15
-5	0.571 - 0.675	14.5 - 17.1	7/16	0.4	0.16
-6	0.676 - 0.780	17.2 - 19.8	7/16	0.4	0.15
-7	0.771 - 0.870	19.6 - 22.1	1/2	0.6	0.26
-8	0.871 - 0.970	22.2 - 24.6	1/2	0.6	0.26
-9 ³	0.971 - 1.090	24.7 - 27.6	1/2	1.1	0.50
-10 ³	1.091 - 1.210	27.7 - 30.7	1/2	1.1	0.50
-11 ³	1.211 - 1.330	30.8 - 33.7	1/2	1.1	0.50
-13 ³	1.331 - 1.486	33.8 - 37.7	5/8	1.6	0.73
-14 ³	1.487 - 1.643	37.8 - 41.7	5/8	1.5	0.68
-15 ³	1.644 - 1.780	41.8 - 45.2	5/8	1.5	0.68
-16 ³	1.781 - 1.960	45.3 - 49.7	5/8	2.2	1.00
-17 ³	1.961 - 2.157	49.8 - 54.7	5/8	2.2	1.00
-18 ³	2.158 - 2.375	54.8 - 60.3	5/8	2.4	1.09
-19 ³	2.376 - 2.614	60.4 - 66.4	5/8	2.4	1.09

Notes:

- Catalog 1701 and 1702 weights are for stranded steel, copper clad and aluminum clad steel (e.g. Copperweld®, Alumoweld®).
- Steel weight shown in Table 1 includes both damper weights and other steel parts used. For complete weight of damper assembly, add partial weights shown in Tables 1 and 2.
- Damper assemblies with 1706, 1707, or 1708 weight catalog numbers and -9 clamp catalog numbers or larger can be used at 345 kV and above.
- Regular aluminum hexagon head bolts are standard on assemblies that have 1705 weights and smaller. Assemblies having 1706 weights and larger have special Corona hexagon head bolts.
- For conductor sizes not covered in the table, consult AFL Technical Support Team at 1.800.866.7385.
- Installation Instructions for vibration dampers are on page 79.
- See page 84 for recommended bolt torque.

Ordering Instructions

Step 1: Determine Conductor Diameter

All damper ordering is based on the diameter of the conductor being used.

Step 2: Select Weight Catalog Number

Use Table 1 to select the correct weight catalog number based on the diameter of the bare conductor being used.

Step 3: Select Clamp Catalog Number

Before selecting a Clamp, ask one question 'Does this application use armor rods?'

If yes, select the correct clamp catalog number from Table 2 based on the total diameter of the conductor and the armor rods. If no, select the correct clamp catalog number from Table 2 based on the diameter of the bare conductor being used.

Step 4: Select Bolts

For breakaway bolts, use 'BA'. For standard bolts, leave blank. Note: Breakaway bolts may not be corona free at voltages 345kV and above.

Step 5: Create Catalog Number

Weight Catalog Number + Clamp Catalog Number + Bolts

Example:

Without Armor Rods

Conductor Diameter: 1.108" (28.1 mm)

Weight Size from Table 1: 1706

Clamp Size from table 2: -10

Bolts: Breakaway

Catalog Number: 1706-10BA

With Armor Rods

Conductor Diameter: 1.108" (28.1 mm)

Weight Size from Table 1: 1706

Diameter of Conductor and Armor Rods: 1.728" (43.9 mm)

Clamp Size from table 2: -15

Bolts: Standard

Catalog Number: 1706-15

HiTemp Spacer Dampers with Elastomer Bushed Clamps 280000HT Series



Spacer dampers were originally developed to suppress bundle conductor subspan oscillations that could cause damage to multi-conductor bundle systems. Later, it was determined that they could be used to control aeolian vibration as well as wake-induced oscillation. The spacer damper is designed to maintain the original geometry of the bundle system against loads. It must also restore the bundle to normal posture after experiencing severe loads due to short-circuit currents, ice and wind. The AFL HiTemp Spacer Damper combines the function of a spacer in maintaining conductor separation and the function of a damper in controlling aeolian vibration and oscillation. The viscoelastic bushings firmly grip the ACSS or ACSS/TW conductor while eliminating possible fatigue breaks of the fully annealed aluminum strands. The product is rated for operation up to 250°C. AFL has developed spacer damper designs to meet various bundle configurations and installation requirements.

What is wake-induced oscillation?

Wake-Induced Oscillation is a swinging motion, like a pendulum, that is caused when wind blows across a bundle of conductors. As the conductors move back and forth, there is a potential of the conductors to touch, thus causing significant damage. Alcoa has been researching oscillation to understand it and has developed improved accessories to control it.

Features

Controls Oscillation and Aeolian Vibration

The HiTemp Spacer Damper is the most efficient way to extend the life span of the transmission line. It is designed to dissipate the damaging vibrations caused by wind.

High Temperature Application

The HiTemp Spacer Damper is specifically designed to handle the increased temperatures of ACSS and ACSS/TW conductors.

No Special Tools Needed with Breakaway Bolt Option

With the breakaway bolt, no special tools or torque wrench is needed. Simply tighten the bolt until the head shears off, indicating proper torque has been achieved.

Customized Designs

AFL can engineer a line protection system for any particular project. The HiTemp Spacer Dampers are available for 2, 3 and 4 conductor bundles. Standard spacing is 18 inches. For alternate spacing and bundle design, contact AFL Technical Support Team.

Vibrec™ Damper and Spacer Recommendation Program

The Vibrec damper recommendation program assists in spacer damper placement requirements for transmission lines. For more information contact the AFL Technical Support Team at 1.800.866.7385.

Ordering Instructions

Step 1: Select Bundle and Clamp Type Catalog Number

Determine conductor bundle and clamp type to get first part of catalog number from Table 1.

Step 2: Select Clamp Size Catalog Number

Determine clamp size by diameter of conductor to get second part of catalog number from Table 2 on page 68. For conductor diameter see pages 72-75.

Step 3: Create Catalog Number

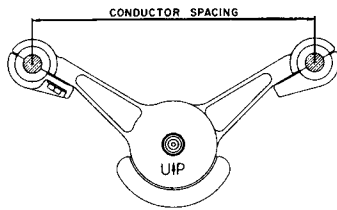
Clamp Type Catalog Number	+	Clamp Size Catalog Number
---------------------------	---	---------------------------

Example:

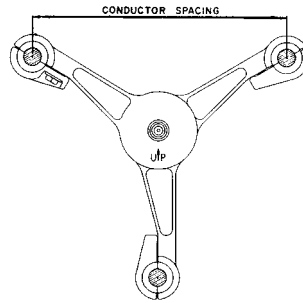
For a Spacer Damper with bolted clamps for 3 Conductor Bundle of 795 Drake ACSS, the complete Catalog Number is:

283457.287HT

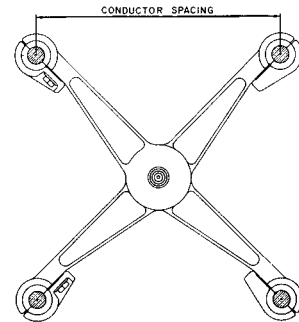
HiTemp Spacer Dampers with Elastomer Bushed Clamps - 280000HT Series



2 Conductor Bundle Bolted Type Clamp



3 Conductor Bundle Bolted Type Clamp



4 Conductor Bundle Bolted Type Clamp

Table 1: bundle and clamp type selection

SYMMETRIC BUNDLE GEOMETRY		NUMBER OF CONDUCTORS	PARTIAL CATALOG NUMBER
CONDUCTOR SPACING			CLAMP TYPE
IN	MM		BOLTED
18	457	2	282457
		3	283457
		4	284457


Table 2: clamp size selection

PARTIAL CATALOG NUMBER	CONDUCTOR DIAMETER RANGE		DIMENSION		WEIGHT (BASED ON 18.00 IN (457 MM) CONDUCTOR SPACING)											
					2 CONDUCTOR		3 CONDUCTOR		4 CONDUCTOR							
	IN	MM	A		ALUM	TOTAL	ALUM	TOTAL	ALUM	TOTAL	ALUM	TOTAL	ALUM	TOTAL		
.267HT	.976-1.051	24.79-26.71	2.00	51	5.6	2.54	12.0	5.44	8.1	3.67	9.1	4.13	9.7	4.40	11.7	5.31
.287HT	1.052-1.131	26.72-28.74	2.00	51	5.6	2.54	12.0	5.44	8.1	3.67	9.1	4.13	9.7	4.40	11.7	5.31
.310HT	1.132-1.220	28.75-31.00	2.00	51	5.6	2.54	11.9	5.40	8.1	3.67	9.0	4.08	9.7	4.40	11.7	5.31
.320HT	1.221-1.257	31.01-31.94	2.00	51	5.9	2.68	12.3	5.58	8.4	3.81	9.5	4.31	10.1	4.58	12.1	5.49
.342HT	1.258-1.345	31.95-34.17	2.00	51	5.9	2.68	12.3	5.58	8.4	3.81	9.5	4.31	10.1	4.58	12.1	5.49
.371HT	1.346-1.460	34.18-37.09	2.00	51	6.6	2.99	13.0	5.90	9.6	4.35	10.9	4.94	11.5	5.22	13.5	6.12
.394HT	1.461-1.550	37.10-39.38	2.00	51	6.6	2.99	13.0	5.90	9.6	4.35	10.8	4.90	11.5	5.22	13.5	6.12
.417HT	1.551-1.640	39.39-41.67	2.00	51	6.6	2.99	13.0	5.90	9.6	4.35	10.8	4.90	11.5	5.22	13.5	6.12
.437HT	1.641-1.720	41.68-43.70	2.20	56	7.0	3.18	13.4	6.08	10.2	4.63	11.3	5.13	12.2	5.53	14.2	6.44
.465HT	1.721-1.830	43.71-46.49	2.20	56	7.0	3.18	13.4	6.08	10.2	4.63	11.3	5.13	12.2	5.53	14.2	6.44
.488HT	1.831-1.920	46.50-48.78	2.20	56	7.0	3.18	13.4	6.08	10.2	4.63	11.2	5.08	12.2	5.53	14.2	6.44

Note:

Installation Instructions for spacer dampers are on page 84.

HiTemp Speed-Grip™ Spacers for Two Bundle Conductors - 3300HT Series



The trend toward higher transmission voltages and load currents has brought many changes in line construction. High temperature spacers are necessary on horizontal bundle construction to prevent damage from wake-induced oscillation, ice unloading and short circuit clashing. AFL's HiTemp Speed-Grip Spacer employs elastomer bushed clamps to firmly grip the conductor while eliminating possible fatigue breaks of the fully annealed aluminum strand. It is specially designed to allow rapid installation without special tools.

What is wake-induced oscillation?

Wake-Induced Oscillation is a swinging motion, like a pendulum, that is caused when wind blows across a bundle of conductors. As the conductors move back and forth, there is a potential of the conductors to touch, thus causing significant damage. AFL has been researching oscillation to understand it and has developed improved accessories to control it.

Features

High Temperature Application

The HiTemp Speed-Grip Spacer is specifically designed with elastomer bushed clamps that can withstand the rigors of increased temperatures (up to 250° C) of ACSS and ACSS/TW conductors.

Fully Assembled

The HiTemp Speed-Grip Spacer is ready for immediate installation. The bushings are seated, frames interlocked and the wedge-lock bolt in place.

Quick Installation

With no loose parts, whether from a helicopter, spacer cart or bucket, the HiTemp Speed-Grip spacer takes seconds to install.

No Special Tools

With the wedge-lock breakaway bolt, no special tool or torque wrench is needed. Simply tighten the bolt until the head shears off, indicating proper torque has been achieved.

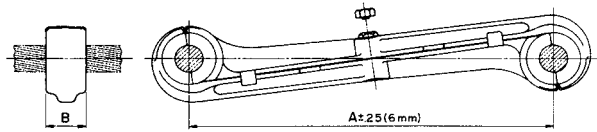
Customized Design

The HiTemp Speed-Grip spacer is designed with a standard 18 inch spacing. For applications requiring other spacing dimensions, contact the AFL Technical Support Team.

Vibrec™ Damper & Spacer Recommendation Program

The Vibrec damper recommendation program assists in HiTemp Speed-Grip Spacer requirements for transmission lines. For more information contact the AFL at 1.800.866.7385.

HiTemp Speed-Grip™ Spacers for Two Bundle Conductors - 3300HT Series



Ordering Information

Speed-Grip Spacers are ordered by catalog number corresponding to the conductor diameter.

Example:

For 795 Drake ACSS Conductor, the Speed-Grip™ Spacer catalog number would be:

3310HT

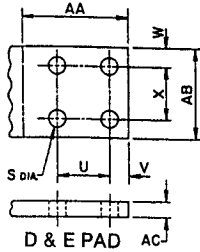
The 3300HT Series Speed-Grip™ Spacers are specially designed for ACSS and ACSS/TW conductors. The product comes fully assembled with no loose parts. The wedge lock break-away bolt requires no special tools to tighten. Unless otherwise requested, standard spacing is 18 inches.

Notes:

1. Installation instructions for speed-grip spacers are on page 80.
2. For conductor diameters see pages 68-70.

CATALOG NUMBER	CONDUCTOR DIAMETER RANGE		DIMENSIONS				BOLT DIAMETER IN	WEIGHT				MAXIMUM VOLTAGE KV
			A		B			ALUMINUM		TOTAL		
	IN	MM	IN	MM	IN	MM		LBS	KG	LBS	KG	
3306HT	0.976 - 1.000	24.8 - 25.4	18.0	457	2.0	51	5/8	3.1	1.41	3.5	1.59	345
3307HT	1.001 - 1.030	25.5 - 26.1	18.0	457	2.0	51	5/8	3.1	1.41	3.5	1.59	345
3308HT	1.031 - 1.051	26.2 - 26.6	18.0	457	2.0	51	5/8	3.1	1.41	3.5	1.59	345
3309HT	1.052 - 1.079	26.7 - 27.4	18.0	457	2.0	51	5/8	3.1	1.41	3.5	1.59	345
3310HT	1.080 - 1.110	27.5 - 28.1	18.0	457	2.0	51	5/8	3.1	1.41	3.5	1.59	345
3311HT	1.111 - 1.131	28.2 - 28.7	18.0	457	2.0	51	5/8	3.1	1.41	3.5	1.59	345
3312HT	1.140 - 1.170	29.0 - 29.7	18.0	457	2.0	51	5/8	3.1	1.41	3.5	1.59	345
3313HT	1.171 - 1.200	29.8 - 30.4	18.0	457	2.0	51	5/8	3.1	1.41	3.5	1.59	345
3314HT	1.201 - 1.220	30.5 - 30.9	18.0	457	2.0	51	5/8	3.1	1.41	3.5	1.59	345
3316HT	1.241 - 1.257	31.5 - 31.9	18.0	457	2.0	51	5/8	3.7	1.68	4.1	1.86	345
3317HT	1.258 - 1.289	32.0 - 32.7	18.0	457	2.0	51	5/8	3.7	1.68	4.1	1.86	345
3318HT	1.290 - 1.320	32.8 - 33.5	18.0	457	2.0	51	5/8	3.7	1.68	4.1	1.86	345
3319HT	1.321 - 1.345	33.6 - 34.1	18.0	457	2.0	51	5/8	3.7	1.68	4.1	1.86	345
3321HT	1.380 - 1.405	35.1 - 35.6	18.0	457	2.0	51	3/4	3.7	1.68	4.2	1.91	345
3322HT	1.406 - 1.431	35.7 - 36.3	18.0	457	2.0	51	3/4	3.7	1.68	4.2	1.91	345
3323HT	1.432 - 1.460	36.4 - 37.0	18.0	457	2.0	51	3/4	3.7	1.68	4.2	1.91	345
3324HT	1.461 - 1.490	37.1 - 37.8	18.0	457	2.0	51	3/4	3.7	1.68	4.2	1.91	345
3325HT	1.491 - 1.520	37.9 - 38.6	18.0	457	2.0	51	3/4	3.7	1.68	4.2	1.91	345
3326HT	1.521 - 1.550	38.7 - 39.3	18.0	457	2.0	51	3/4	3.7	1.68	4.2	1.91	345
3327HT	1.551 - 1.580	39.4 - 40.1	18.0	457	2.0	51	3/4	3.7	1.68	4.2	1.91	345
3328HT	1.581 - 1.611	40.2 - 40.9	18.0	457	2.0	51	3/4	3.7	1.68	4.2	1.91	345
3329HT	1.612 - 1.640	41.0 - 41.6	18.0	457	2.0	51	3/4	3.7	1.68	4.2	1.91	345
3330HT	1.602 - 1.640	40.7 - 41.6	18.0	457	2.2	56	3/4	4.2	1.91	5.2	2.36	500
3331HT	1.641 - 1.680	41.7 - 42.6	18.0	457	2.2	56	3/4	4.2	1.91	5.2	2.36	500
3332HT	1.681 - 1.720	42.7 - 43.6	18.0	457	2.2	56	3/4	4.2	1.91	5.2	2.36	500
3333HT	1.721 - 1.750	43.7 - 44.4	18.0	457	2.2	56	3/4	4.2	1.91	5.2	2.36	500
3334HT	1.751 - 1.790	44.5 - 45.4	18.0	457	2.2	56	3/4	4.2	1.91	5.2	2.36	500
3335HT	1.791 - 1.830	45.5 - 46.4	18.0	457	2.2	56	3/4	4.2	1.91	5.2	2.36	500
3336HT	1.831 - 1.860	46.5 - 47.2	18.0	457	2.2	56	3/4	4.2	1.91	5.2	2.36	500
3337HT	1.861 - 1.890	47.3 - 48.0	18.0	457	2.2	56	3/4	4.2	1.91	5.2	2.36	500
3338HT	1.891 - 1.920	48.1 - 48.7	18.0	457	2.2	56	3/4	4.2	1.91	5.2	2.36	500

NEMA Standard Pad Sizes



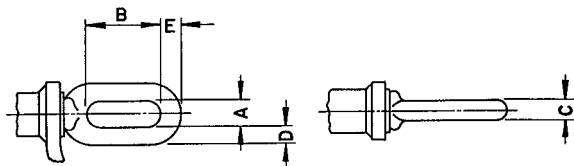
PAD SIZE	DIMENSIONS												
	S		U		V		W		X		AA		AB
	IN	MM	IN	MM	IN	MM	IN	MM	IN	MM	IN	MM	IN
D	.56	14	1.75	44	.62	16	.62	16	1.75	44	3.50	89	3.00
E	.56	14	1.75	44	1.12	29	1.12	29	1.75	44	4.50	114	4.00

Pad Width (AB) and Thickness (AC) for Dead Ends, Terminals and Tee Taps

CATALOG SERIES	5300HT & 5700HT				5100HT, 5600HT & 5800HT				8100HT & 8200HT			
	AB		AC		AB		AC		AB		AC	
	IN	MM	IN	MM	IN	MM	IN	MM	IN	MM	IN	MM
20	3.00	76	.62	16	3.00	76	.50	13	3.00	76	.50	13
24	3.00	76	.62	16	3.00	76	.50	13	3.00	76	.50	13
27	3.00	76	.62	16	3.00	76	.59	16	3.00	76	.62	16
30	3.00	76	.62	16	3.00	76	.59	16	3.00	76	.62	16
34	3.00	76	.62	16	3.00	76	.59	16	3.00	76	.62	16
36	3.00	76	.62	16	3.00	76	.59	16	3.00	76	.62	16
38	3.00	76	.62	16	3.00	76	.62	16	3.00	76	.62	16
40	4.00	76	.62	16	4.00	76	.62	16	4.00	102	.75	19
42	4.00	102	.75	19	4.00	102	.66	19	4.00	102	.75	19
44	4.00	102	.75	19	4.00	102	.72	19	4.00	102	.75	19
48	4.00	102	.75	19	4.00	102	.81	19	4.00	102	.75	19

REFERENCE MATERIAL

Steel Eye Dimensions



EYE CATALOG NUMBER	DIMENSIONS									
	A		B		C		D		E	
	IN	MM	IN	MM	IN	MM	IN	MM	IN	MM
91xx.xxx	0.88	22	2.50	64	.62	16	.62	16	.69	18
92xx.xxx	0.88	22	2.50	64	.69	18	.62	16	.81	21
93xx.xxx	1.25	32	2.69	68	.75	19	.69	18	.88	22
94xx.xxx	1.25	32	2.69	68	.75	19	.69	18	.94	24
E95xx.xxx	1.25	32	2.62	67	.78	20	.78	20	.91	23
E96xx.xxx	1.25	32	2.62	67	.88	22	.88	22	1.00	25
E97xx.xxx	1.25	32	2.62	67	1.00	25	1.00	25	1.12	28
E98xx.xxx	1.31	33	2.62	67	1.00	25	.97	25	1.25	32

HiTemp AFL Filler Compound Requirements For ACSS and ACSS/TW Conductors

A filler port and plug are provided on the dead ends and joints for ACSS and ACSS/TW conductors. The chart below shows the recommended approximate amount of HiTemp AFL Filler Compound (AFCHT) required for each accessory.

AFCHT is available in various packages and sizes. It can be ordered in one-pound tubes with nozzle for a standard caulking gun or it can be ordered in bulk for use in pressure guns. For recommendations about compounds, contact AFL at 1.800.866.7385.

DIE SIZE	CATALOG SERIES									
	5000HT		5100HT 5600HT 5800HT		5300HT 5500HT		8000HT		8100HT 8200HT	
	LBS	G	LBS	G	LBS	G	LBS	G	LBS	G
20	0.1	45	0.1	45	0.1	45	0.3	136	0.2	91
24	0.1	45	0.1	45	0.1	45	0.4	181	0.3	136
27	0.2	91	0.2	91	0.2	91	0.5	227	0.4	181
30	0.4	91	0.2	91	0.2	91	0.6	272	0.5	227
34	0.3	136	0.2	91	0.3	136	0.8	363	0.7	318
36	0.4	181	0.3	136	0.4	181	1.0	454	0.9	408
38	0.4	181	0.3	136	0.4	181	1.2	544	1.0	454
40	0.5	227	0.4	181	0.5	227	1.4	635	1.2	544
42	1.6	272	0.4	181	0.6	272	1.5	680	1.3	590
44	1.7	318	0.5	227	0.7	318	1.6	726	1.4	635
48	1.8	363	1.6	272	0.8	363	1.8	816	1.6	726

Notes:

- The amount of compound shown in the table above is for the purpose of estimating the amount of compound necessary for a construction project. The tabulated weights of filler compound shown in the above tables for the Catalog 5100HT, 5600HT and 5800HT terminals does not include sufficient quantity to fill the cavity area at the transition of the barrel. If the terminal is installed with the barrel in the upright position, it is imperative that an additional quantity of compound be used to fill the cavity area.
- 5500HT amounts do not include compound for the tap. Add amount required for the 5100HT Series Terminal Connector of the same die size.

Bolt Sizes and Recommended Torque

15° TERMINAL SIZE	BOLT SIZE	RECOMMENDED TORQUE	
		LBF-FT	N-M
5120HT, 5124HT, 5127HT	1/2"-13UNC x 2.00"	25	34
5130HT1	1/2"-13UNC x 2.00"	25	34
5134HT1, 5136HT1, 5138HT1	1/2" -13UNC x 2.25"	25	34
5140HT1, 5142HT1, 5144HT1, 5148HT1	1/2" -13UNC x 2.50"	25	34

Note:

Corona head bolts furnished with these sizes.

Conductor Information for ACSS Conductors

CODE NAME	SIZE	STRANDING	DIAMETER (IN)				WEIGHT PER 1000 FT	RATED STRENGTH	RESISTANCE OHMS/1000 FT		AMPACITY @ 200° C	SAG10® CHART NUMBER
			INDIVIDUAL WIRES		STEEL CORE	COMPLETE CABLE			DC @ 20°C	AC @ 75°C		
	KCMIL	AL/ST	AL	ST			LBS	LBS			AMPS	
Partridge/ACSS	266.8	26/7	0.101	0.079	0.236	0.642	366.8	8,880	0.062	0.076	812	3-945
Junco/ACSS	266.8	30/7	0.094	0.094	0.283	0.660	417.4	11,700	0.062	0.076	822	3-947
Ostrich/ACSS	300.0	26/7	0.107	0.084	0.251	0.680	412.4	10,000	0.055	0.068	877	3-945
Linnet/ACSS	336.4	26/7	0.114	0.089	0.265	0.720	462.5	11,200	0.049	0.060	945	3-945
Oriole/ACSS	336.4	30/7	0.106	0.106	0.318	0.741	526.3	14,800	0.049	0.060	957	3-947
Brant/ACSS	397.5	24/7	0.129	0.086	0.257	0.772	511.4	11,000	0.042	0.051	1,047	3-944
Ibis/ACSS	397.5	26/7	0.124	0.096	0.289	0.783	546.5	13,000	0.042	0.051	1,054	3-945
Lark/ACSS	397.5	30/7	0.115	0.115	0.345	0.806	621.9	17,500	0.041	0.051	1,068	3-947
Flicker/ACSS	477.0	24/7	0.141	0.094	0.282	0.846	613.6	13,000	0.035	0.043	1,180	3-944
Hawk/ACSS	477.0	26/7	0.135	0.105	0.316	0.858	655.8	15,600	0.035	0.043	1,188	3-945
Hen/ACSS	477.0	30/7	0.126	0.126	0.378	0.883	746.3	21,000	0.034	0.042	1,204	3-947
Parakeet/ACSS	556.5	24/7	0.152	0.102	0.305	0.914	715.9	15,200	0.030	0.037	1,306	3-944
Dove/ACSS	556.5	26/7	0.146	0.114	0.341	0.927	765.1	18,200	0.030	0.037	1,315	3-945
Eagle/ACSS	556.5	30/7	0.136	0.136	0.409	0.953	870.6	24,500	0.030	0.036	1,331	3-947
Peacock/ACSS	605.0	24/7	0.159	0.106	0.318	0.953	778.3	16,500	0.027	0.034	1,379	3-944
Squab/ACSS	605.0	26/7	0.153	0.119	0.356	0.966	831.8	19,700	0.027	0.034	1,389	3-945
Wood Duck/ACSS	605.0	30/7	0.142	0.142	0.426	0.994	946.5	26,100	0.027	0.033	1,407	3-947
Teal/ACSS	605.0	30/19	0.142	0.085	0.426	0.994	938.6	26,600	0.027	0.034	1,406	3-955
Rook/ACSS	636.0	24/7	0.163	0.109	0.326	0.977	818.2	17,300	0.026	0.032	1,425	3-944
Grosbeak/ACSS	636.0	26/7	0.156	0.122	0.365	0.991	874.4	20,700	0.026	0.032	1,435	3-945
Scoter/ACSS	636.0	30/7	0.146	0.146	0.437	1.019	995.0	27,400	0.026	0.032	1,454	3-947
Egret/ACSS	636.0	30/19	0.146	0.087	0.437	1.019	986.8	28,000	0.026	0.032	1,453	3-955
Flamingo/ACSS	666.6	24/7	0.167	0.111	0.333	1.000	857.6	18,200	0.025	0.031	1,470	3-944
Gannet/ACSS	666.6	26/7	0.160	0.125	0.374	1.014	916.4	21,700	0.025	0.031	1,480	3-945
Stilt/ACSS	715.5	24/7	0.173	0.115	0.345	1.036	920.5	19,500	0.023	0.029	1,540	3-944
Starling/ACSS	715.5	26/7	0.166	0.129	0.387	1.051	983.7	23,300	0.023	0.029	1,550	3-945
Redwing/ACSS	715.5	30/19	0.154	0.093	0.463	1.081	1110.1	30,800	0.023	0.028	1,570	3-955
Cuckoo/ACSS	795.0	24/7	0.182	0.121	0.364	1.092	1022.7	21,700	0.021	0.026	1,650	3-944
Drake/ACSS	795.0	26/7	0.175	0.136	0.408	1.107	1093.0	25,900	0.021	0.026	1,662	3-945
Macaw/ACSS	795.0	42/7	0.138	0.076	0.229	1.055	857.5	11,800	0.021	0.026	1,621	3-949
Tern/ACSS	795.0	45/7	0.133	0.089	0.266	1.063	894.9	14,200	0.021	0.026	1,618	3-951
Condor/ACSS	795.0	54/7	0.121	0.121	0.364	1.092	1022.7	16,600	0.021	0.027	1,618	3-954
Mallard/ACSS	795.0	30/19	0.163	0.098	0.488	1.139	1233.4	34,300	0.021	0.026	1,683	3-955
Ruddy/ACSS	900.0	45/7	0.141	0.094	0.283	1.131	1013.1	15,800	0.019	0.023	1,755	3-951
Canary/ACSS	900.0	54/7	0.129	0.129	0.387	1.162	1157.8	24,600	0.018	0.024	1,756	3-954
Redbird/ACSS	954.0	24/7	0.199	0.133	0.399	1.196	1227.3	26,000	0.017	0.022	1,859	3-944
Rail/ACSS	954.0	45/7	0.146	0.097	0.291	1.165	1073.9	16,700	0.018	0.022	1,824	3-951
Towhee/ACSS	954.0	48/7	0.141	0.110	0.329	1.175	1122.3	19,700	0.018	0.022	1,842	3-953
Cardinal/ACSS	954.0	54/7	0.133	0.133	0.399	1.196	1227.3	26,000	0.017	0.022	1,825	3-954
Canvasback/ACSS	954.0	30/19	0.178	0.107	0.535	1.248	1480.1	41,100	0.017	0.021	1,897	3-955
Snowbird/ACSS	1033.5	42/7	0.157	0.087	0.261	1.203	1114.7	15,400	0.016	0.020	1,924	3-949
Ortolan/ACSS	1033.5	45/7	0.152	0.101	0.303	1.212	1163.4	18,100	0.016	0.020	1,921	3-951
Curlew/ACSS	1033.5	54/7	0.138	0.138	0.415	1.245	1329.6	28,200	0.016	0.021	1,924	3-954
Bluejay/ACSS	1113.0	45/7	0.157	0.105	0.315	1.258	1252.8	19,500	0.015	0.019	2,017	3-951
Finch/ACSS	1113.0	54/19	0.144	0.086	0.431	1.292	1428.9	30,400	0.015	0.019	2,015	3-957
Bunting/ACSS	1192.5	45/7	0.163	0.109	0.326	1.302	1342.4	20,900	0.014	0.018	2,110	3-951
Bittern/ACSS	1272.0	45/7	0.168	0.112	0.336	1.345	1431.9	22,300	0.013	0.017	2,200	3-951

REFERENCE MATERIAL

Conductor Information for ACSS Conductors (continued)

CODE NAME	SIZE	STRANDING	DIAMETER (IN)				WEIGHT PER 1000 FT	RATED STRENGTH	RESISTANCE OHMS/1000 FT		AMPACITY @ 200° C	SAG10® CHART NUMBER
			INDIVIDUAL WIRES		STEEL CORE	COMPLETE CABLE			DC @ 20°C	AC @ 75°C		
	KCMIL	AL/ST	AL	ST			LBS	LBS			AMPS	
Pheasant/ACSS	1272.0	54/19	0.154	0.092	0.460	1.381	1633.0	34,100	0.013	0.017	2,200	3-957
Dipper/ACSS	1351.0	45/7	0.173	0.116	0.347	1.386	1520.8	23,700	0.012	0.016	2,289	3-951
Martin/ACSS	1351.0	54/19	0.158	0.095	0.475	1.424	1734.5	36,200	0.012	0.016	2,288	3-957
Bobolink/ACSS	1431.0	45/7	0.178	0.119	0.357	1.427	1610.8	25,100	0.012	0.015	2,375	3-951
Plover/ACSS	1431.0	54/19	0.163	0.098	0.488	1.465	1837.2	38,400	0.012	0.015	2,375	3-957
Nuthatch/ACSS	1510.0	45/7	0.183	0.122	0.366	1.465	1699.8	26,500	0.011	0.014	2,459	3-951
Parrot/ACSS	1510.0	54/19	0.167	0.100	0.502	1.505	1938.6	40,500	0.011	0.014	2,460	3-957
Ratite/ACSS	1590.0	42/7	0.195	0.108	0.324	1.492	1715.0	23,400	0.011	0.014	2,543	3-949
Lapwing/ACSS	1590.0	45/7	0.188	0.125	0.376	1.504	1789.8	27,900	0.011	0.014	2,543	3-951
Falcon/ACSS	1590.0	54/19	0.172	0.103	0.515	1.544	2041.4	42,600	0.011	0.014	2,545	3-957
Chukar/ACSS	1780.0	84/19	0.146	0.087	0.437	1.601	2070.8	35,400	0.009	0.012	2,751	3-959
Mockingbird/ACSS	2034.5	72/7	0.168	0.112	0.336	1.681	2159.3	27,200	0.008	0.011	2,960	3-954
Roadrunner/ACSS	2057.0	76/19	0.165	0.077	0.384	1.700	2245.2	31,700	0.008	0.011	2,992	3-959
Bluebird/ACSS	2156.0	84/19	0.160	0.096	0.481	1.762	2508.2	42,100	0.008	0.010	3,106	3-959
Kiwi/ACSS	2167.0	72/7	0.174	0.116	0.347	1.735	2299.9	29,000	0.008	0.010	3,080	3-954
Thrasher/ACSS	2312.0	76/19	0.174	0.081	0.407	1.802	2523.5	35,600	0.007	0.010	3,218	3-959
Joree/ACSS	2515.0	76/19	0.182	0.085	0.425	1.880	2745.1	38,700	0.007	0.009	3,390	3-959

Notes:

1. Data based on a nominal cable manufactured in accordance with ASTM B 857.
2. Resistance and ampacity based on an aluminum conductivity of 63%, IACS at 20°C, and a steel conductivity of 8% IACS at 20°C.
3. Ampacity based on a 200°C conductor temperature, 25°C ambient temperature, 2 ft/sec. wind, in sun, with emissivity of 0.5 and a coefficient of solar absorption of 0.5, at sea level.
4. Rated strengths based on Class A galvanized steel core wire in accordance with ASTM B 498.

Conductor Information for ACSS/TW Conductors

CODE NAME	SIZE	TYPE	STRANDING	DIAMETER (IN)		WEIGHT PER 1000 FT	RATED STRENGTH	RESISTANCE OHMS/1000 FT		AMPACITY @ 200° C	SAG10® CHART NUMBER
	KCMIL			AL/ST	STEEL CORE			COMPLETE CABLE	DC @ 20°C		
							LBS	LBS			
Oriole/ACSS/TW	336.4	23	18/7	0.318	0.693	524.9	14,800	0.2565	0.3151	940	3-955
Flicker/ACSS/TW	477.0	13	18/7	0.282	0.776	612.8	13,000	0.1838	0.2255	1151	3-944
Hawk/ACSS/TW	477.0	16	18/7	0.316	0.789	655.0	15,600	0.1825	0.2247	1159	3-945
Hen/ACSS/TW	477.0	23	18/7	0.378	0.825	744.5	21,000	0.1809	0.2225	1181	3-955
Parakeet/ACSS/TW	556.5	13	18/7	0.305	0.835	714.9	15,200	0.1569	0.1935	1271	3-944
Dove/ACSS/TW	556.5	16	20/7	0.341	0.852	764.5	18,200	0.1564	0.1928	1282	3-945
Calumet/ACSS/TW	565.3	16	18/7	0.344	0.858	775.8	18,400	0.1540	0.1898	1295	3-945
Mohawk/ACSS/TW	571.7	13	18/7	0.309	0.846	734.7	15,600	0.1527	0.1884	1294	3-644
Rook/ACSS/TW	636.0	13	19/7	0.326	0.890	816.0	17,300	0.1373	0.1696	1386	3-944
Grosbeak/ACSS/TW	636.0	16	20/7	0.365	0.908	873.5	20,700	0.1369	0.1689	1398	3-945
Scoter/ACSS/TW	636.0	23	18/7	0.437	0.953	992.4	27,400	0.1357	0.1672	1427	3-955
Oswego/ACSS/TW	664.8	16	20/7	0.373	0.927	913.4	21,700	0.1309	0.1617	1439	3-945
Mystic/ACSS/TW	666.6	13	20/7	0.333	0.913	856.3	18,200	0.1310	0.1619	1431	3-944
Wabash/ACSS/TW	762.8	16	20/7	0.399	0.990	1047.0	24,900	0.1141	0.1411	1573	3-945
Maumee/ACSS/TW	768.2	13	20/7	0.359	0.977	987.8	21,000	0.1137	0.1407	1569	3-944
Tern/ACSS/TW	795.0	7	17/7	0.236	0.960	891.0	15,200	0.1105	0.1373	1580	3-951
Puffin/ACSS/TW	795.0	10	18/7	0.332	0.980	974.0	18,900	0.1101	0.1365	1595	3-942
Condor/ACSS/TW	795.0	13	20/7	0.364	0.993	1020.0	21,700	0.1098	0.1361	1604	3-944
Drake/ACSS/TW	795.0	16	20/7	0.408	1.010	1091.0	25,900	0.1095	0.1355	1616	3-945
Canary/ACSS/TW	900.0	13	30/7	0.387	1.080	1159.0	24,600	0.0975	0.1211	1748	3-954
Fraser/ACSS/TW	946.7	10	35/7	0.346	1.077	1142.0	21,100	0.0930	0.1159	1786	3-942
Phoenix/ACSS/TW	954.0	5	30/7	0.251	1.044	1028.0	14,200	0.0927	0.1158	1769	3-949
Rail/ACSS/TW	954.0	7	32/7	0.291	1.061	1074.0	16,700	0.0926	0.1155	1781	3-951
Cardinal/ACSS/TW	954.0	13	20/7	0.399	1.084	1227.0	26,000	0.0915	0.1138	1805	3-954
Kettle/ACSS/TW	957.2	7	32/7	0.292	1.060	1079.0	16,800	0.0923	0.1152	1783	3-951
Suwannee/ACSS/TW	959.6	16	22/7	0.448	1.108	1318.0	30,700	0.0907	0.1127	1827	3-945
Columbia/ACSS/TW	966.2	13	21/7	0.401	1.092	1241.0	26,400	0.0938	0.1124	1821	3-954
Snowbird/ACSS/TW	1033.5	5	30/7	0.261	1.089	1114.0	15,400	0.0856	0.1072	1865	3-949
Ortolan/ACSS/TW	1033.5	7	32/7	0.303	1.102	1163.0	18,100	0.0854	0.1069	1875	3-951
Curllew/ACSS/TW	1033.5	13	22/7	0.415	1.128	1326.0	28,200	0.0845	0.1053	1902	3-954
—	1080.0	7	20/7	0.310	1.131	1211.0	18,900	0.0814	0.1020	1936	3-951
Avocet/ACSS/TW	1113.0	5	30/7	0.271	1.129	1199.0	16,300	0.0794	0.0999	1957	3-949
Bluejay/ACSS/TW	1113.0	7	33/7	0.315	1.143	1253.0	19,500	0.0793	0.0996	1967	3-951
Finch/ACSS/TW	1113.0	13	38/19	0.431	1.185	1427.0	30,400	0.0789	0.0986	1998	3-957
Genesee/ACSS/TW	1158.0	7	33/7	0.323	1.165	1308.0	20,500	0.0762	0.0959	2018	3-951
Hudson/ACSS/TW	1158.4	13	26/7	0.440	1.196	1489.0	31,100	0.0754	0.0943	2050	3-954
Cheyenne/ACSS/TW	1168.1	5	30/7	0.278	1.155	1260.0	17,200	0.0757	0.0954	2018	3-949
Oxbird/ACSS/TW	1192.5	5	30/7	0.281	1.167	1285.0	17,500	0.0741	0.0935	2046	3-949
Bunting/ACSS/TW	1192.5	7	33/7	0.326	1.181	1342.0	20,900	0.0740	0.0932	2056	3-951
Grackle/ACSS/TW	1192.5	13	38/19	0.446	1.225	1529.0	32,600	0.0737	0.0923	2089	3-957
Yukon/ACSS/TW	1233.6	13	38/19	0.445	1.245	1586.0	33,200	0.0712	0.0893	2136	3-954
Nelson/ACSS/TW	1257.1	7	35/7	0.335	1.213	1417.0	22,100	0.0702	0.0887	2127	3-951
Scissortail/ACSS/TW	1272.0	5	30/7	0.290	1.202	1371.0	18,700	0.0695	0.0880	2132	3-949
Catawba/ACSS/TW	1272.0	5	30/7	0.290	1.203	1372.0	18,700	0.0695	0.0880	2132	3-949
Bittern/ACSS/TW	1272.0	7	35/7	0.336	1.220	1432.0	22,300	0.0694	0.0877	2144	3-951
Pheasant/ACSS/TW	1272.0	13	39/19	0.461	1.264	1630.0	34,100	0.0691	0.0867	2178	3-957
Thames/ACSS/TW	1334.6	13	39/19	0.472	1.290	1713.0	35,800	0.0658	0.0828	2245	3-957

REFERENCE MATERIAL

Conductor Information for ACSS/TW Conductors (continued)

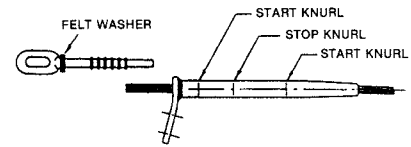
CODE NAME	SIZE	TYPE	STRANDING	DIAMETER (IN)		WEIGHT PER	RATED	RESISTANCE		AMPACITY	SAG10® CHART NUMBER	
	KCMIL			AL/ST	STEEL	COMPLETE	1000 FT	STRENGTH	OHMS/1000 FT			@ 200° C
					CORE	CABLE	LBS	LBS	DC @ 20°C	AC @ 75°C		AMPS
Dipper/ACSS/TW	1351.5	7	35/7	0.347	1.256	1521.0	23,700	0.0653	0.0828	2229	3-951	
Martin/ACSS/TW	1351.5	13	39/19	0.475	1.300	1732.0	36,200	0.0650	0.0819	2264	3-957	
Mackenzie/ACSS/TW	1359.7	7	36/7	0.348	1.259	1530.0	23,900	0.0649	0.0823	2237	3-951	
Truckee/ACSS/TW	1372.5	5	30/7	0.301	1.248	1481.0	20,200	0.0644	0.0819	2238	3-949	
Bobolink/ACSS/TW	1431.0	7	36/7	0.357	1.291	1611.0	25,100	0.0617	0.0785	2312	3-951	
Plover/ACSS/TW	1431.0	13	37/19	0.489	1.337	1834.0	38,400	0.0614	0.0775	2350	3-957	
Merrimack/ACSS/TW	1433.6	13	39/19	0.489	1.340	1840.0	38,400	0.0613	0.0774	2354	3-957	
Miramichi/ACSS/TW	1455.3	7	36/7	0.360	1.302	1640.0	25,600	0.0607	0.0773	2338	3-951	
St. Croix/ACSS/TW	1467.8	5	33/7	0.312	1.292	1585.0	21,600	0.0602	0.0770	2338	3-949	
Rio Grande/ACSS/TW	1533.3	13	39/19	0.506	1.382	1968.0	41,200	0.0573	0.0726	2456	3-957	
Potomac/ACSS/TW	1557.4	7	36/7	0.372	1.345	1755.0	27,300	0.0567	0.0726	2441	3-951	
Platte/ACSS/TW	1569.0	5	33/7	0.322	1.334	1693.0	23,100	0.0564	0.0724	2439	3-949	
Lapwing/ACSS/TW	1590.0	7	36/7	0.376	1.358	1790.0	27,900	0.0555	0.0712	2473	3-951	
Falcon/ACSS/TW	1590.0	13	42/19	0.515	1.408	2038.0	42,600	0.0553	0.0702	2515	3-957	
Pecos/ACSS/TW	1622.0	13	39/19	0.532	1.424	2107.0	45,000	0.0541	0.0688	2551	3-957	
Schuykill/ACSS/TW	1657.4	7	36/7	0.384	1.386	1868.0	29,100	0.0533	0.0685	2539	3-951	
James/ACSS/TW	1730.6	13	34/19	0.538	1.470	2221.0	46,400	0.0508	0.0649	2657	3-944	
Pee Dee/ACSS/TW	1758.6	7	37/7	0.396	1.427	1982.0	30,900	0.0502	0.0649	2637	3-951	
Chukar/ACSS/TW	1780.0	8	37/19	0.437	1.445	2061.0	35,300	0.0495	0.0639	2670	3-959	
Cumberland/ACSS/TW	1926.9	13	42/19	0.567	1.545	2471.0	51,600	0.0564	0.0715	2569	3-957	
Athabaska/ACSS/TW	1949.6	7	42/7	0.418	1.504	2199.0	34,300	0.0453	0.0592	2817	3-951	
Powder/ACSS/TW	2153.8	8	64/19	0.481	1.602	2498.0	42,100	0.0412	0.0543	3009	3-959	
Bluebird/ACSS/TW	2156.0	8	64/19	0.481	1.608	2512.0	42,100	0.0411	0.0543	3014	3-959	
Santee/ACSS/TW	2627.3	8	64/19	0.531	1.762	3048.0	51,300	0.0338	0.0459	3403	3-959	

Notes:

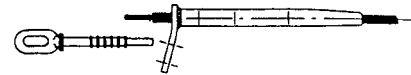
1. Data based on a nominal cable manufactured in accordance with ASTM B 857.
2. Resistance and ampacity based on an aluminum conductivity of 63%, IACS at 20°C, and a steel conductivity of 8% IACS at 20°C.
3. Ampacity based on a 200°C conductor temperature, 25°C ambient temperature, 2 ft/sec. wind, in sun, with emissivity of 0.5 and a coefficient of solar absorption of 0.5, at sea level.
4. Rated strengths based on Class A galvanized steel core wire in accordance with ASTM B 498.

Installation Instructions for HiTemp Compression Dead Ends For ACSS and ACSS/TW Conductors

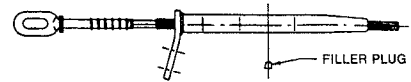
1. Prior to making connections, the conductor and accessory bore must be clean. If the conductor is weathered or blackened, carefully unlay aluminum strands for a distance equal to or greater than 3/4 the length of the aluminum dead end body and clean strands thoroughly with wire brush or abrasive cloth. The outer layer of new conductor should be wire brushed the same length. Check accessory bore for foreign particles, removing if present.
2. Prior to cutting, serve the conductor with tape to help maintain the round contour, making it easier to slide the end through the aluminum dead end.
3. Straighten several feet of conductor, removing set caused by reel (if necessary).
4. If a comealong is being used, it should be located at least ten (10) feet from end of conductor.



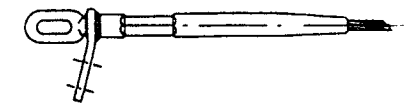
5. Slide aluminum dead end body over conductor until sufficient working length protrudes from tongue end.
6. Cut back aluminum strands a distance equal to the depth of the bore of the steel forging barrel plus 1 inch. Do not nick steel strands. File burrs as necessary for ease of insertion.



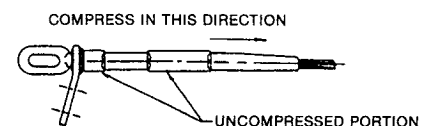
7. Insert steel core into steel barrel to full length of bore.
8. Select die size for compressing steel barrel. The die size on the die and die size marked on steel barrel must be the same.
9. Compress steel barrel full length making initial compression adjacent to corrugations. Overlap each successive compression by approximately 1/4 die bite. Complete die closure is required for each compression.



10. Remove any remaining tape from the aluminum strands and slide aluminum dead end body over steel forging until tongue end butts solidly against felt washer and shoulder of steel dead end. Align clevis or eye with tongue of dead end to insure proper positioning when dead end is fastened to insulator hardware.
11. Inject HiTemp AFL Filler Compound (AFCHT) into filler hole until compound emerges at the felt washer and the tapered end of the body. Insert and drive filler plug into hole and peen edge of hole over top surface of plug.
12. Select die size to compress aluminum dead end body. Die size for aluminum dead end body and die size marked on die must be the same. It is recommended that die grooves be well lubricated with a light weight oil. Oil coating should be maintained during entire compression operation.
13. Make the initial compression on the dead end body over the steel shank beginning at the 'start knurl' nearest the dead end tongue. Continue making compressions to the 'stop knurl', overlapping the previous compression by approximately 1/4 die bite. Complete die closure is required for each compression.

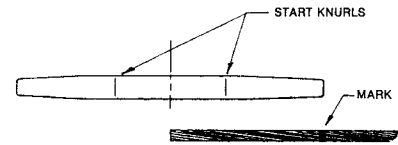


14. To press the dead end body over the conductor, use the same die used in step 13. Make the initial compression at the "start knurl" and proceed with compression. Continue making compressions to the end of the dead end body, overlapping the previous compression by approximately 1/4 die bite. Complete die closure is required for each compression.
15. Note there should be an uncompressed area on the dead end body where it covers the compressed barrel of the steel forging (area of the filler plug).
16. Compressed portion of the dead end should have a smooth uniform appearance. Remove flash, if present, with file or emery cloth.

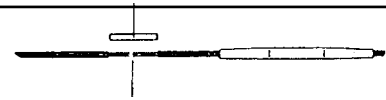


Installation Instructions for HiTemp Compression Joints For ACSS and ACSS/TW Conductors

1. Measure back from each conductor end and mark at a distance equal to 1/2 the length of the aluminum joint.
2. Prior to making connections, the conductor and accessory bore must be clean. If the conductor is weathered or blackened, carefully unlay aluminum strands for a distance equal to or greater than 1/2 the length of the aluminum joint and clean strands thoroughly with wire brush or abrasive cloth. The outer layer of new conductor should be wire brushed for 1/2 the length of aluminum joint. Check accessory bore for foreign particles, removing if present.
3. Prior to cutting, serve the conductor with tape to help maintain the round contour, making it easier to slide the end through the joint.
4. Straighten several feet of conductor, removing set caused by reel (if necessary).
5. Slide aluminum joint over one conductor end beyond mark.



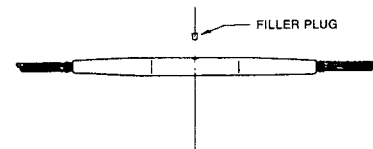
6. Cut back aluminum strands on each conductor a distance equal to 1/2 the length of the steel sleeve plus 1 inch. Do not nick steel strands. File burrs as necessary for ease of insertion.



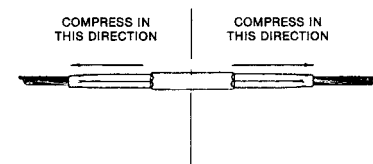
7. Insert ends of the steel core into the steel sleeve making sure the ends butt solidly against center stop.
8. Select die size for compressing steel sleeve. The die size on die and die size marked on steel sleeve must be the same.
9. Compress steel sleeve full length making initial compression over center stop. Overlap each successive compression by approximately 1/4 die bite. Complete die closure is required for each compression.



10. Remove any remaining tape from the aluminum strands and slide aluminum joint over the installed steel sleeve. Center the aluminum joint between the two marks on the conductor.
11. Inject HiTemp AFL Filler Compound (AFCHT) into filler hole at center of joint until compound is visible at both ends of joint. Insert drive filler plug into hole and peen edge of hole over top surface of plug.
12. Select die size to compress aluminum joint. Die size for aluminum joint and die size marked on die must be the same.
13. The joint must be supported a minimum of 15 feet on each side to prevent bowing during compression.

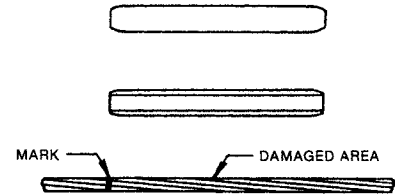


14. Make the initial compression at the 'start knurl' on one side of the center. The second compression should be made at the other 'start knurl' on the opposite side of center. Continue making compressions to the end of 1/2 the joint overlapping the previous compression by approximately 1/4 die bite. The last bite should be over the initial bite made over the end of the joint. Complete die closure is required for each compression. Go back and complete the same sequence over the opposite end. The center portion (over the steel sleeve) of the aluminum is not compressed. It is recommended that die grooves be well lubricated with a light weight oil. Oil coating should be maintained during entire compression operation.
15. Compressed portion of the joint should have a smooth uniform appearance. Remove flash, if present, with file or emery cloth.



Installation Instructions for HiTemp Repair Sleeves For ACSS and ACSS/TW Conductors

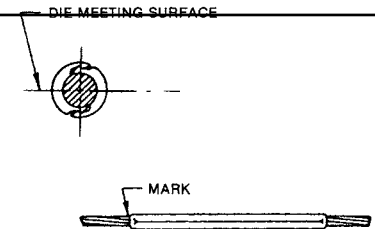
1. Mark the conductor from the damaged area 1/2 the length of the repair sleeve.
2. Compression repair sleeves can be used to restore the electrical and mechanical integrity of a conductor when no more than one-third of the outer aluminum strands are damaged.
3. Select die size for compressing the repair sleeve. The die size on the die and the die size marked on the repair sleeve must be the same.
4. Prior to making connections, the groove of the aluminum accessories and the conductor must be clean. If the conductor is weathered or blackened, clean strands thoroughly with wire brush or abrasive cloth. Check accessory groove for foreign particles, removing if present.
5. Coat the aluminum conductor with HiTemp AFL Filler Compound (AFCHT) over the length to be covered by the repair sleeve.



6. Place the repair sleeve groove on the conductor adjacent to damaged area and slide other half (keeper) in place.

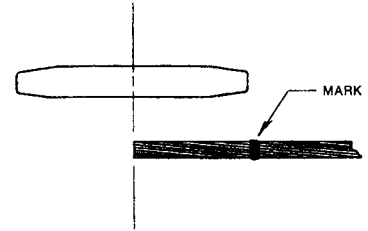


7. Slide repair sleeve assembly over the damaged area, to the mark on the conductor.
8. Make the initial compression over the center portion of the repair sleeve. Make the second compression on one end overlapping the initial compression by 1/4 die bite. Make the third compression on the opposite end, overlapping the initial compression by 1/4 die bite. Continue making compressions to the end of the repair sleeve overlapping the previous compression by 1/4 die bite. Complete die closure is required for each compression. Go back and complete the compression on the opposite end.
9. The compressed repair sleeve should have a smooth uniform appearance. Remove flash, if present, with file or emery cloth.




Installation Instructions for HiTemp Jumper Connectors For ACSS and ACSS/TW Conductors


1. Measure back from each conductor end and mark at a distance equal to 1/2 the length of the aluminum jumper connector.
2. File burrs or sharp edges off the aluminum strands as necessary for ease of insertion.
3. Prior to making connections, the conductor and accessory bores must be clean. If the conductor is weathered or blackened, carefully unlay aluminum strands for a distance equal to or greater than 1/2 the length of the aluminum jumper connector and clean strands thoroughly with wire brush or abrasive cloth. The outer layer of new conductor should be wire brushed 1/2 the length of the jumper. Check accessory bore for foreign particles, removing if present.



4. Inject HiTemp AFL Filler Compound (AFCHT) into each end of jumper connector and on the conductor to insure that excess compound will be forced from the jumper connector when compressions are completed. Insert the conductor ends into the jumper connector. If the mark on the conductor is not at the end of the jumper connector, and there is resistance to further entry, twist the jumper connector on the conductor. This will work the compound between conductor strands and bleed air from the jumper connector.
5. Select die size for compressing jumper connector. The die size on die and die size marked on aluminum jumper connector must be the same.
6. The jumper connector must be supported a minimum of 15 feet on each side to prevent bowing during compression.



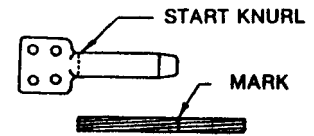
7. Compress jumper connector full length making initial compression over center stop. Overlap each successive compression by approximately 1/4 die bite. Complete die closure is required for each compression.
8. Compressed jumper connector should have a smooth uniform appearance. Remove flash, if present, with file or emery cloth.



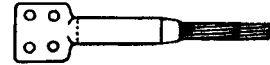
Installation Instructions for HiTemp Terminal Connectors For ACSS and ACSS/TW Conductors

Standard Method

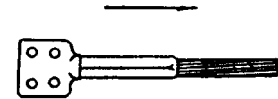
1. Prior to making connections, the conductor and accessory bore must be clean. If the conductor is weathered or blackened, carefully unlay aluminum strands for a distance equal to or greater than 1/2 the length of the terminal bore and clean strands thoroughly with wire brush or abrasive cloth. The outer layer of new conductor should be wire brushed the length of the terminal bore. Check accessory bore for foreign particles, removing if present.
2. Insert conductor full depth into terminal bore and mark conductor at end of barrel. Remove conductor after marking.
3. Inject sufficient HiTemp AFL Filler Compound (AFCHT) in the end of the terminal bore and on the conductor to insure that excess compound will be visible at terminal end when barrel is completely compressed.



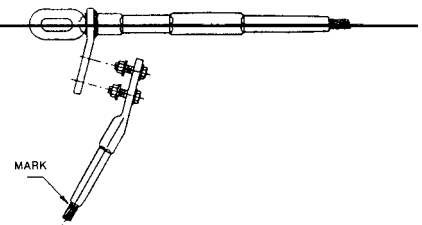
4. Insert cleaned end of conductor into the terminal barrel to the mark on the conductor.



5. Select die size for compressing aluminum terminal. The die size on the die and die size stamped on the terminal must be the same.
6. Make initial compression starting at "start knurl" marking. Continue making compressions to the mouth of the terminal overlapping the previous compression by approximately 1/4 die bite. Complete die closure is required for each compression. Compressed portion of the terminal should have a smooth uniform appearance. Remove flash, if present, with a file or abrasive cloth.

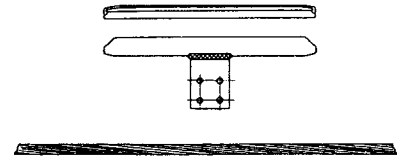


7. Clean contact surface of terminal and connecting surface by using a wire brush. Liberally coat contact surfaces with Alnox®. DO NOT USE AFCHT.
8. Bolt two surfaces together. Partially tighten all bolts and then retighten each to recommended torque.



Installation Instructions for HiTemp Open Run Tee Taps & Tee Connectors for ACSS and ACSS/TW Conductors

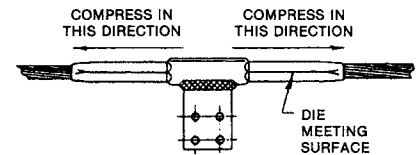
1. Remove the keeper.
2. Select die size for compressing the aluminum run. The die size on the die and die size marked on the aluminum run must be the same.
3. Prior to making connections, the groove of the aluminum accessories and the conductor must be clean. The conductor strands should be thoroughly cleaned with wire brush or abrasive cloth. Check the accessory groove for foreign particles, removing if present.
4. Coat the aluminum conductor with HiTemp AFL Filler Compound (AFCHT) over the length to be covered by the tee tap.



5. Place run groove on conductor and slide the keeper in place.

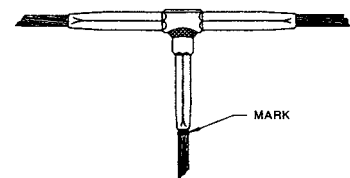


6. Make initial compression on either side of run starting at the 'start knurl'. Make the second compression on the opposite end of the run at the 'start knurl'. Continue making compressions to the end of the tee overlapping the previous compression by approximately 1/4 die bite. Complete die closure is required for each compression. Go back and complete the compression on the opposite end.
7. Compressed portion of tee should have a smooth uniform appearance. Remove flash, if present, with file or emery cloth.



Installation of "tee" with compression branch

8. Install run tee as before per steps 1-7.
9. Select die size for compressing aluminum branch. The die size on die and the die size on the branch must be the same.
10. Insert conductor full depth into branch bore and mark conductor at end of branch. Remove conductor after marking.
11. Inject sufficient HiTemp AFL Filler Compound (AFCHT) in the end of the branch bore and on the conductor to insure that excess compound will be visible at the branch end when completely compressed.
12. Insert cleaned end of the conductor into the branch to the mark on the conductor.
13. Make initial compression starting at the "start knurl." Continue making compressions to mouth of the branch overlapping the previous compression by approximately 1/4 die bite. Complete die closure is required for each compression.
14. Compressed portion of the branch should have a smooth uniform appearance. Remove flash, if present, with file or emery cloth.



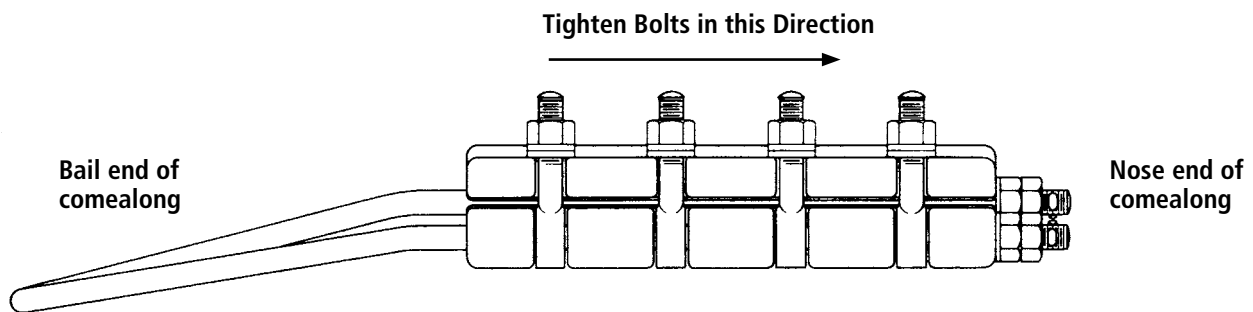
Installation Instructions for Comealongs

Unused Comealongs

1. Loosen bolts so that the comealong may be opened sufficiently. Check for cleanliness of bore and permit conductor entry into the conductor groove.
2. Position the comealong a minimum of 10 feet from the dead end or joint being installed. This will assist in reducing the potential for birdcaging of the conductor during compression.
3. Place the conductor into the conductor groove of the comealong, then close the comealong and finger tighten the bolts.
4. Using a torque wrench, tighten bolts in sequence from bail end to nose of the comealong (see diagram below). It will take a minimum of 6 passes to achieve the correct torque on each bolt. On the first pass, tighten the bolts to 80% of the target torque (1/2" bolt - 32 lb ft, 5/8" bolt - 48 lb ft). On each subsequent pass, tighten the bolts to the target torque (1/2" bolt - 40 lb ft, 5/8" bolt - 60 lb ft), ensuring proper clamping force is achieved.

Used Comealongs

1. Before each job, thoroughly clean the comealong and closely inspect for nicked or rough conductor grooves, cracked body, bent eye bolts, or damaged bail. If any damage is found, the comealong should be disposed of or sent to AFL for rework and recertification.
2. After cleaning, each comealong should be subjected to a pull test equal to the rated strength stamped on the comealong.
3. Follow sequence 1 through 4 for Unused Comealongs above.



WARNING!
Comealongs are not intended for use as dead ends and are not recommended to hold conductors at sag tension limits for longer than 6 hours.

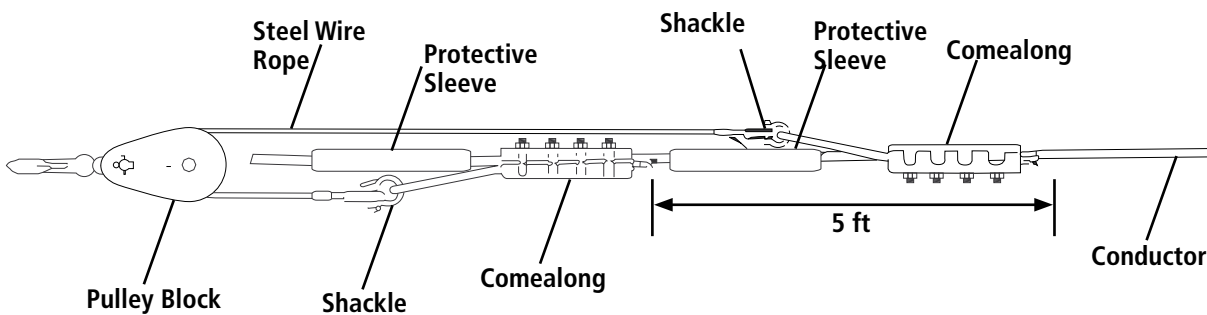
Installation Instructions for Comealongs

Using Comealongs in Tandem

If the installation tension is greater than the rated strength of one comealong, then comealongs must be used in tandem. The comealong bails should be bridled with a sling (consisting of shackles and wire rope) and pulley block to insure equal distribution of the load. To prevent damage to the conductor by the shackles, place protective sleeves over the conductor (per drawing below).

The rated strength of this tandem configuration is 150% of the lowest rated comealong. For example, if one comealong is rated for 8,000 lbs and the other rated for 10,000 lbs, then these two comealongs in tandem will have a rated strength of 12,000 lbs (150% of 8,000 lbs).

For more information on using comealongs in tandem, contact the AFL Technical Support Team at 1.800.866.7385.



INSTALLATION INSTRUCTIONS

WARNING!
Comealongs are not intended for use as dead ends and are not recommended to hold conductors at sag tension limits for longer than 6 hours.

Installation Instructions for Transmission Dampers

1. Loosen the bolt so that the clamp may be opened sufficiently to permit conductor entry into the clamp groove. The bolt does not need to be removed.
2. Hang the damper on the conductor according to the spacing specified by Vibrec™, AFL's damper recommendation program. Finger tighten the bolt. For a two conductor bundle, the bolt heads should face toward the center.
3. Tighten the bolt with a torque wrench to its recommended value (See Recommended Bolt Torque chart). If the bolt has a breakaway head, tighten the bolt until the breakaway head shears off.

Recommended Bolt Torque

CLAMP ASSEMBLY NUMBER	BOLT DIAMETER	TORQUE
	INCH	LBFT (N.M)
2 thru 6	7/16	20 (27)
7 thru 11	1/2	25 (34)
13 thru 20	5/8	40 (54)
21 thru 23	3/4	60 (81)

Installation Instructions for HiTemp Spacer Dampers, Clip Design

1. Check assembly to make sure all bushings are seated. If using bolted spacer damper, ensure all bolts are included.
2. Position the spacer damper with the conductor, as illustrated in Figure 1.

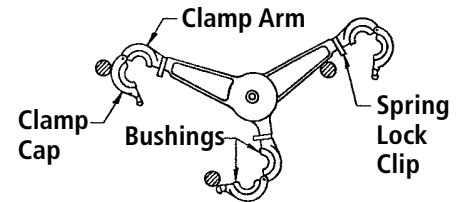


Figure 1

3. Rotate the assembly until the bottom conductor sets on the clamp cap.

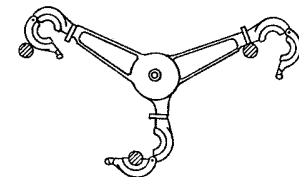


Figure 2

4. Move arm indicated in the direction of the arrow until the cap clears the conductor and can be fully opened.

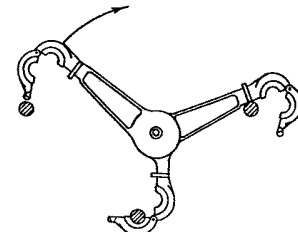


Figure 3

5. Position the spacer damper on the conductors as illustrated in Figure 4. The clamp arms will rest on, and should be perpendicular to, the conductor.
6. Close caps and lock into place by tighten bolts until the breakaway head shears off.

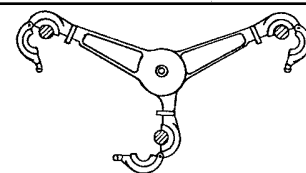
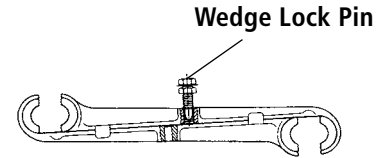


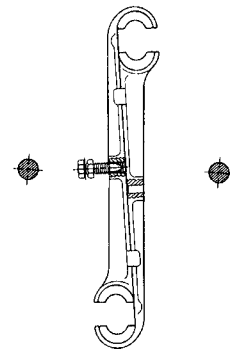
Figure 4

Installation Instructions for Speed-Grip Spacers

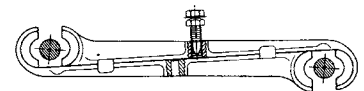
1. Prior to installation, slide open the spacer assembly giving a clamp opening of approximately 1½ times the conductor diameter. Finger-tighten the wedge-lock pin enough to hold the spacer assembly in the open position.



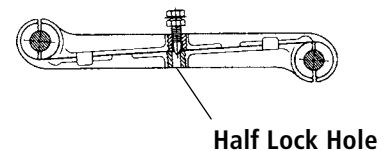
2. Position spacer assembly between the two conductors, so that it is perpendicular to the conductors.



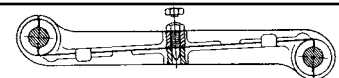
3. Rotate the spacer assembly until the conductors rest in the open clamps.



4. Loosen the wedge-lock pin and slide the spacer assembly closed. Finger-tighten the wedge-lock pin to engage the pin with lower spacer half lock hole.



5. Using a 12" (30 cm) ratchet wrench with a 6-point deep socket, tighten the wedge-lock pin until breakaway head shears off.
6. Make final visual inspection to ensure that the spacer is properly seated on the conductor, shear head is missing and the wedge-lock pin head is free of burrs.



Index

1700	59	Dampers	
28000HT	61	Stockbridge Type Vibration	59
3300HT	63	Spacer-Damper	61
33000HT	15	Dead Ends, Compression	
33100HT	9	Single Tongue	
33300HT	12	ACSS	9
420000HT	39	ACSS/TW	33
440000HT	33	Double Tongue	
480000HT	36	ACSS	12
5000HT for ACSS	19	ACSS/TW	36
5000HT for ACSS/TW	43	Installation Instructions	
5100HT for ACSS	23	Compression Joints	72
5100HT for ACSS/TW	47	Comealongs	77
5200HT for ACSS	17	Dead Ends	71
5200HT for ACSS/TW	41	Jumper Connectors	74
5300HT for ACSS	30	Repair Sleeves	73
5300HT for ACSS/TW	55	Spacer Dampers	79
5500HT for ACSS	27	Speed-Grip™ Spacers	80
5500HT for ACSS/TW	52	Tee Connectors, Open Run	76
5600HT for ACSS	21	Tee Taps, Open Run	76
5600HT for ACSS/TW	45	Terminals	75
5800HT for ACSS	25	Vibration Dampers	79
5800HT for ACSS/TW	49	Jumper Connectors	
8000HT for ACSS	15	ACSS	19
8000HT for ACSS/TW	22	ACSS/TW	43
8100HT for ACSS	10	Jumpers	See Terminals
8100HT for ACSS/TW	34	Pad Dimensions	See Reference Material - NEMA Standard Pad Sizes
8200HT for ACSS	13	Quick Reference Charts	
8200HT for ACSS/TW	37	ACSS	4
Hardware Information	See Reference Material - Bolt Size	ACSS/TW	6
Compound Usage Amounts			
..... See Reference Material – HiTemp Filler Compound Requirements			
Compression Joints			
ACSS	15		
ACSS/TW	39		
Conductor Information	See Reference Material		

continued >

Index (cont.)

Reference Material

NEMA Standard Pad Sizes	65
Steel Eye Dimensions	65
HiTemp Filler Compound Requirements	66
Bolt Sizes and Recommended Torque	66
Conductor Information for ACSS Conductor	67
Conductor Information for ACSS/TW Conductor	69

Repair Sleeves

ACSS	17
ACSS/TW	41

Sleeves See Compression Joints or Jumper Connectors

Spacer-Dampers 61

Speed-Grip Spacers 63

Torque Requirements
 See Reference Material - Bolt Sizes and Recommended Torque

Tee Connectors, Open Run

ACSS	27
ACSS/TW	52

Tee Taps, Open Run

ACSS	30
ACSS/TW	55

Terminals, Compression

15°	
ACSS	23
ACSS/TW	47
90°	
ACSS	25
ACSS/TW	49
Straight	
ACSS	21
ACSS/TW	45