

## Sub-unitized Premise MicroCore® 3.0 Base-16 and Base-24

The third generation of AFL's Sub-Unitized Premise MicroCore Cable is another astounding evolution of high performance premise cabling. Enabling even greater pathway density than our 2.0 version, the 3.0 revolutionizes cable deployment and allows the end user to realize savings in space, routing infrastructures and fiber management. Combining the highest quality materials with rigorous testing to industry standards, this generation builds on the same quality of construction as the previous versions of our Sub-Unitized Premise MicroCore cables. Also similar to the previous version is the employment of stand-alone sub cables. Each sub-cable is independently qualified and is suitable for individual routing paths within the rack/panel architecture. This flexibility of design and deployment is not available in comparable high density designs. Designed for direct termination, and supportive of both single-fiber and multi-fiber architectures, this cable family is capable of serving as the backbone in any deployed system.

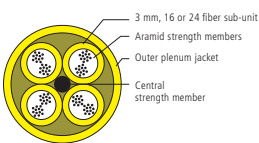
### Applications

- In-building cable runs where space is a premium
- Trunk applications where flexibility and small bend radii are required to route cable
- High-density cable areas like data centers and central offices
- Lower cost cable runs where easy handling of tight buffered fibers not needed because cable will be spliced to factory terminated pigtails

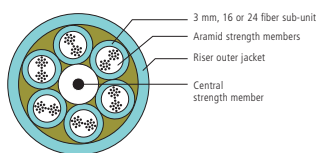
### Features

- Each sub-unit can stand alone as a rated cable
- 16-fiber sub-units with 32-144 fiber counts
- 24-fiber sub-units with 48-288 fiber counts
- High fiber density—more channels in less space
- No preferential bend direction typically found in stacked ribbon designs
- Small diameter/superior bend performance
- LSZH or Plenum flame-rated jacket
- All aramid tensile strength members around core cable for ease of attaching pulling-eye; aramid within core for use with MT termination

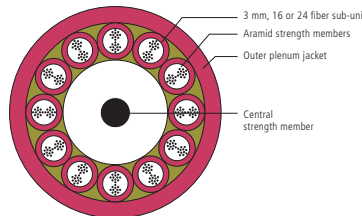
### Cable Components



32, 48, 64,  
or 48, 72, 96 Fiber



96 or 144 Fiber



160, 176, 192, 216, 240, 264 and 288 Fiber

### Loose Fiber Specifications

CORE SIZE/FIBER TYPE	ISO/IEC	MAXIMUM ATTENUATION (dB/km)			OVERFILL LAUNCH MIN. BANDWIDTH (MHz•km)		EMB <sub>c</sub> (MHz•km)	GIGABIT ETHERNET MAX. LINK DISTANCE (meters)		10 GIGABIT ETHERNET MAX. LINK DISTANCE (meters)	
		850 nm	1300 nm	1550 nm	850 nm	1300 nm		850 nm	1300 nm	850 nm	1300 nm
		(6) 62.5 Giga-Link™ 300	OM1	3.5	1.2	N/A		200	600	N/A	300
(5) 50 Giga-Link™ 600	OM2	3.5	1.5	N/A	500	500	N/A	600	600	82	—
(L) 50 Laser-Link 300	OM3	3.0	1.2	N/A	1,500	500	2,000	1,000	550	300	—
(C) 50 Laser-Link 550	OM4	3.0	1.2	N/A	3,500	500	4,700	1,040	550	550	—
(W) AFL Wideband Multimode	OM5	3.0	1.2	N/A	3,500	500	4,700	1,040	550	550	—
(9) Single-mode (ITU G.652.D/G657.A1)	OS2	N/A	0.5	0.5	N/A	N/A	N/A	N/A	5,000	N/A	10,000

\*Other grades of single-mode fiber available.



continued  
→

**Sub-unitized Premise MicroCore® 3.0 Base-16 and Base-24**

**Mechanical Data**

TYPE	AFL NO. WITH STANDARD LOOSE FIBER		FIBER COUNT	NO. OF SUBS	NO. OF FILLERS	NOMINAL DIAMETER inches (mm)	WEIGHT lbs/1000 ft (kg/km)	TENSION lbs (N)		BENDING RADIUS inches (cm)	
	PLENUM	LSZH						INSTALL	LONG TERM	INSTALL	LONG TERM
<b>16F SUB-UNITS (2X 8F BUNDLES)</b>	GQ032*301##B:G48	GE032*301##B:G48	32	2	2	0.40 (10.2)	60 (90)	150 (670)	45 (200)	6.0 (15.3)	4.0 (10.2)
	GQ048*301##B:G48	GE048*301##B:G48	48	3	1	0.40 (10.2)	60 (90)	150 (670)	45 (200)	6.0 (15.3)	4.0 (10.2)
	GQ064*301##B:G48	GE064*301##B:G48	64	4	0	0.40 (10.2)	60 (90)	150 (670)	45 (200)	6.0 (15.3)	4.0 (10.2)
	GQ080*301##B:G68	GE080*301##B:G68	80	5	1	0.47 (11.9)	107 (160)	150 (670)	45 (200)	7.1 (17.9)	4.7 (11.9)
	GQ096*301##B:G68	GE096*301##B:G68	96	6	0	0.47 (11.9)	107 (160)	150 (670)	45 (200)	7.1 (17.9)	4.7 (11.9)
	GQ112*301##B:G98	GE112*301##B:G98	112	7	2	0.61 (15.5)	171 (255)	150 (670)	45 (200)	9.2 (23.5)	6.1 (15.5)
	GQ128*301##B:G98	GE128*301##B:G98	128	8	1	0.61 (15.5)	171 (255)	150 (670)	45 (200)	9.2 (23.5)	6.1 (15.5)
	GQ144*301##B:G98	GE144*301##B:G98	144	9	0	0.61 (15.5)	171 (255)	150 (670)	45 (200)	9.2 (23.5)	6.1 (15.5)
	GQ160*301##B:GC8	GE160*301##B:GC8	160	10	2	0.72 (18.4)	218 (325)	150 (670)	45 (200)	11.0 (27.6)	7.2 (18.4)
	GQ176*301##B:GC8	GE176*301##B:GC8	176	11	1	0.72 (18.4)	218 (325)	150 (670)	45 (200)	11.0 (27.6)	7.2 (18.4)
<b>24F SUB-UNITS (2X 12F BUNDLES)</b>	GQ192*301##B:GC8	GE192*301##B:GC8	192	12	0	0.72 (18.4)	218 (325)	150 (670)	45 (200)	11.0 (27.6)	7.2 (18.4)
	GQ048*301##B:O4C	GE048*301##B:O4C	48	2	2	0.40 (10.2)	60 (90)	150 (670)	45 (200)	6.0 (15.3)	4.0 (10.2)
	GQ072*301##B:O4C	GE072*301##B:O4C	72	3	1	0.40 (10.2)	60 (90)	150 (670)	45 (200)	6.0 (15.3)	4.0 (10.2)
	GQ096*301##B:O4C	GE096*301##B:O4C	96	4	0	0.40 (10.2)	60 (90)	150 (670)	45 (200)	6.0 (15.3)	4.0 (10.2)
	GQ120*301##B:O6C	GE120*301##B:O6C	120	5	1	0.47 (11.9)	107 (160)	150 (670)	45 (200)	7.1 (17.9)	4.7 (11.9)
	GQ144*301##B:O6C	GE144*301##B:O6C	144	6	0	0.47 (11.9)	107 (160)	150 (670)	45 (200)	7.1 (17.9)	4.7 (11.9)
	GQ168*301##B:O9C	GE168*301##B:O9C	168	7	2	0.61 (15.5)	171 (255)	150 (670)	45 (200)	9.2 (23.5)	6.1 (15.5)
	GQ192*301##B:O9C	GE192*301##B:O9C	192	8	1	0.61 (15.5)	171 (255)	150 (670)	45 (200)	9.2 (23.5)	6.1 (15.5)
	GQ216*301##B:O9C	GE216*301##B:O9C	216	9	0	0.61 (15.5)	171 (255)	150 (670)	45 (200)	9.2 (23.5)	6.1 (15.5)
	GQ240*301##B:OCC	GE240*301##B:OCC	240	10	2	0.72 (18.4)	218 (325)	150 (670)	45 (200)	11.0 (27.6)	7.2 (18.4)
GQ264*301##B:OCC	GE264*301##B:OCC	264	11	1	0.72 (18.4)	218 (325)	150 (670)	45 (200)	11.0 (27.6)	7.2 (18.4)	
GQ288*301##B:OCC	GE288*301##B:OCC	288	12	0	0.72 (18.4)	218 (325)	150 (670)	45 (200)	11.0 (27.6)	7.2 (18.4)	

\* Fiber Types—Replace asterisk (\*) in AFL No. with number in the Fiber Specifications table on previous page.

# Outer Jacket Color – Replace hashtag (#) in AFL No. with number in the Cable Jacket Color table below.

16 unique colors available for fibers in 16 fiber sub-unit: Blue, Orange, Green, Brown, Slate, White, Red, Black, Yellow, Violet, Rose, Aqua, Olive, Tan, Lime, Magenta

**Cable Jacket Color Options**

1 - Blue	8 - Black
2 - Orange (OM1 and OM2)	9 - Yellow (SM)
3 - Green	A- Violet
4 - Brown	B - Rose
5 - Slate	C - Aqua (OM3 and OM4)
6 - White	K - Erika Violet (OM4)
7 - Red	L - Lime (Pending for OM5)

**Qualifications**

GOVERNING BODY	STANDARD CODE	COMPONENT
NFPA	262 (ONFP) / FT6	Plenum Jacket
IEC	60332, 60754, 61034	LSZH/ONFR-LS Jacket
Telcordia	GR-409-CORE	Jacket
EIA/TIA	568	Jacket
ICEA		Jacket
RoHS	REACH	Jacket

**Temperature Specifications**

TEMPERATURE RANGE	
LSZH/PLENUM	
<b>INSTALLATION</b>	0°C to +60°C (32°F to +140°F)
<b>OPERATION</b>	0°C to +70°C (32°F to +158°F)
<b>STORAGE</b>	-40°C to +70°C (-40°F to +158°F)

**Contact AFL for further details.**

Fiber Optic Cable