




## SNI-730 Network Interface Device

The SNI-730 is designed to meet requirements for one to three line outdoor residential NIDs. This unit can be equipped with three individual line modules and three station protectors.



3/4" Pipe Fitting Transition Kit



"S" Footprint Adapter for "K" Footprint Line Modules

### Features

- Compatible with Corning Cable Systems CAC®-7600
- Replacement for Tyco RAYNID
- Field upgradeable individual line modules
- Optional individual subscriber security covers
- Remote testing electronics and RFI filters
- Rugged, weatherproof thermoplastic alloy housing
- Grommeted entrances
- Designed and tested to Telcordia® GR-49-CORE
- Uses "S" footprint line modules
- UL® Listed

### Specifications

PARAMETER	VALUE
Insulation Resistance	Minimum of 100 MΩ @ ± 200 V DC
Series Resistance	100 mΩ maximum with jacks mated
Dielectric Withstand	1000 Vrms for 1 minute
Dielectric Withstand to Mounting Surfaces	Minimum 2500 Vrms
High Current Capacity	5 amp current for 15 minutes
Wire Installation Spacings	1" for drop wire, 1/4" for inside wire
Wiring	Network wire-24 AWG solid, plug cable wire-26 AWG stranded
Torque	20 in./lbs.
High Temperature Storage/Mold Stress °F (°C)	14 days at 159 (70.55)
Temperature Cycling °F (°C)	30 day cycling from -40 to +140 (-40 to 60)
Temperature Cycling with Humidity °F (°C)	30 day cycling from +40 to +140 (4.44 to 60) with 95% RH
Impact Test °F (°C)	-40 (-40)
Drop Test °F (°C)	-40 (-40)
Rain	UL® 1863 for 24 hours at 10 psi
Salt Fog (Days Exposed)	30
Sunshine (Days Exposed)	60
Fungus Resistance	ASTM G-21 rating of 0
Flammability	Oxygen index of 28%, UL746C 5 inch flame test
Chemical Resistance	30 Days at 100 °F and 95% RH, subject to: CRC226 water displacement lubricant, WD40 water displacement lubricant, 4353 ant and wasp spray, 3% H <sub>2</sub> SO <sub>4</sub> , 0.2N NaOH, Kerosene, 10% Igepal CO-630
Dimensions (H x W x D) in. (cm)	6.50 x 8.63 x 3.00 (16.51 x 21.92 x 7.62)

Continued →

CAC is a registered trademark of Corning Cable Systems Brands, Inc.

## SNI-730 Network Interface Device

### Ordering Information – Standard Configurations

MODEL NO.	AFL NO.
SNI - 730 - 1 - J - 1 - 1 - 90 - H	DM000653
S-Footprint adapter for K-Footprint Modules	DM000717
3/4" Pipe Fitting Transition Kit (includes 2)	DM001174

### Custom Order Matrix (consult customer service for availability)

Basic Unit	Line Module Security	Subscriber Termination	Type of Electronics	Number of Lines Equipped	Lightning Protection	Telco Cover Fastener	Optional Features
<b>SNI-730</b>	<b>1</b>	<b>J</b>	<b>2</b>	<b>3</b>	<b>37</b>	<b>H</b>	<b>CLM-5C-1</b>
SNI-730	1 = Without individual subscriber security covers 2 = With individual subscriber security covers	J = 4 Screw, 2 Wire, RJ-11 Interface (Dual Green and Red screws electrically active) D = 4 screw, 4 wire, RJ-14 Interface (Green, Yellow, Red and Black are electrically active)	1 = Interface Module only 2 = Half Ringer Equivalence 4 = RFI Filter (Radio Frequency Interference)	1 = 1 (Up to 3)	37 = 125 57 = 356 90 = 455 N = NONE	H = 3/8" Hex Head Screw S = Pin-In-Hex Security Screw (for use with KS-19192 tool)	CLM-5C-1 = Single Line Coax Demarcation Module

**EXAMPLE: SNI-730 – 1 – J – 2 – 3 – 37 – H – CLM-5C-1**

**This model number indicates that the following has been ordered:**

SNI-730 housing, supplied without individual subscriber security covers, line module includes; 4 screws, 2 wire RJ-11 interface, Half Ringer equivalence, three line capacity, 125EW lightning protection, 3/8" Hex Head screw for telco cover fastener, and an optional single line coax demarcation module.