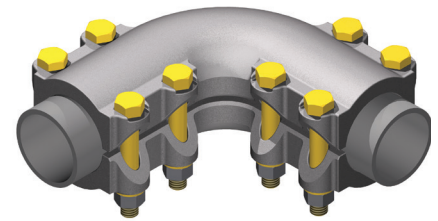


## DOSSERT®

### TYPE EP-AA, EP-30-AA, EP-45-AA, EP-60-AA

#### Clamp Type Elbow For Tubular Bus

A clamp type elbow for connecting standard pipe size tubular buses at 30, 45, 60, and 90 degree angles to each other. Conductor bearing areas are accurately machine finished with a special surface to provide good electrical contact and high pull-out strength.



EP-AA

#### Material

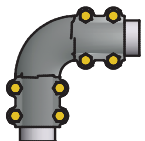
Aluminum Alloy

#### Hardware

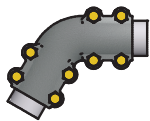
Yellow anodized aluminum bolts, nuts, and lockwashers.

#### Example

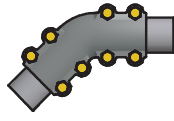
Example: For a 2" SPS Pipe, 30 degree angle, order EP200-30-AA.



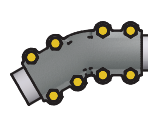
EP-90-AA  
90 DEGREES



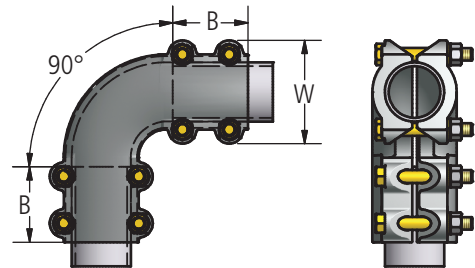
EP-60-AA  
60 DEGREES



EP-45-AA  
45 DEGREES



EP-30-AA  
30 DEGREES



### Ordering Information

CATALOG NUMBER				SPS	DIMENSIONS IN INCHES		BOLT SIZE	NUMBER OF BOLTS
EP-AA	EP-60-AA	EP-45-AA	EP-30-AA		B	W		
EP50-AA	EP50-60-AA	EP50-45-AA	EP50-30-AA	1/2	3	2 5/8	1/2	8
EP75-AA	EP75-60-AA	EP75-45-AA	EP75-30-AA	3/4	2 3/4	2 3/4	1/2	8
EP100-AA	EP100-60-AA	EP100-45-AA	EP100-30-AA	1	2 3/4	3 1/16	1/2	8
EP125-AA	EP125-60-AA	EP125-45-AA	EP125-30-AA	1 1/4	3	3 7/16	1/2	8
EP150-AA	EP150-60-AA	EP150-45-AA	EP150-30-AA	1 1/2	3	3 11/16	1/2	8
EP200-AA	EP200-60-AA	EP200-45-AA	EP200-30-AA	2	3 1/4	4 1/4	1/2	8
EP250-AA	EP250-60-AA	EP250-45-AA	EP250-30-AA	2 1/2	3 1/4	4 5/8	1/2	8
EP300-AA	EP300-60-AA	EP300-45-AA	EP300-30-AA	3	3 3/4	5 5/8	5/8	8
EP350-AA	EP350-60-AA	EP350-45-AA	EP350-30-AA	3 1/2	3 3/4	6 1/8	5/8	8
EP400-AA	EP400-60-AA	EP400-45-AA	EP400-30-AA	4	3 3/4	6 5/8	5/8	8
EP500-AA	EP500-60-AA	EP500-45-AA	EP500-30-AA	5	6	7 11/16	5/8	12
EP600-AA	EP600-60-AA	EP600-45-AA	EP600-30-AA	6	6	8 3/4	5/8	12