

DOSSERT®

TYPE 15950, 15960

Flexible Rope Lay Assemblies

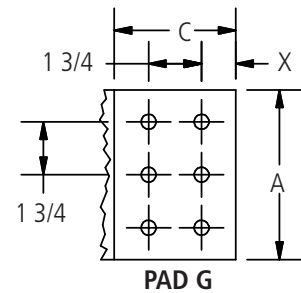
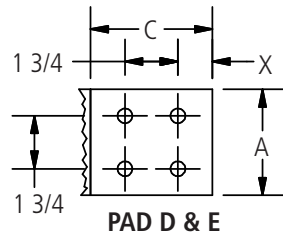
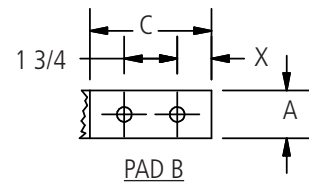
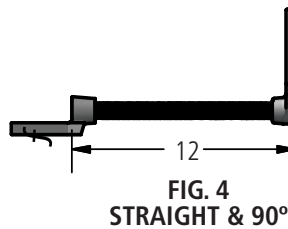
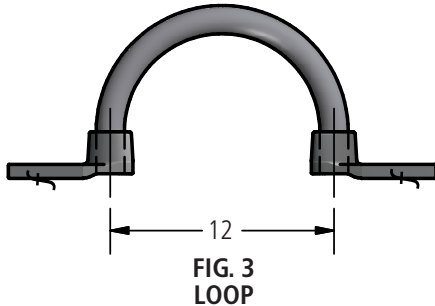
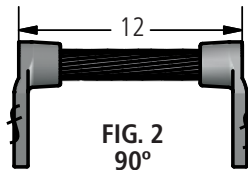
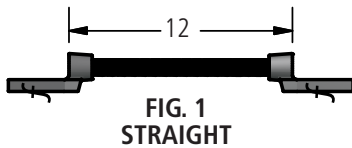
Aluminum flexible rope lay assemblies are designed to connect to aluminum or copper pads. Pads conform to NEMA standards. Lengths other than those shown can be supplied if required. Current ratings are based on 30°C rise over 40°C ambient.

Material

Aluminum Alloy

Ordering Instructions

- Determine the catalog number by terminal arrangement and current rating required.
Ex: For 90° terminals at 1660 amperes, the catalog number is: 15960.
- For pad sizes and location of holes note letter in catalog number and refer to page 3.



Ordering Information

CATALOG NUMBER	FIG. NO.	CURRENT RATING AMPERES	ROPE LAY CONDUCTOR		PAD SIZE	PAD THICKNESS INCHES	NOMINAL WEIGHT LBS
			SIZE	NO.			
15950	1	600	636 KCMIL	1	B	0.69	1.40
15951	2	600	636 KCMIL	1	B	0.69	1.40
15952	3	600	636 KCMIL	1	B	0.69	1.70
15953	1	996	636 KCMIL	2	D	0.69	5.20
15954	2	996	636 KCMIL	2	D	0.69	5.20
15955	3	996	636 KCMIL	2	D	0.69	5.80
15956	1	1000	1272 KCMIL	1	D	0.69	3.10
15957	2	1000	1272 KCMIL	1	D	0.69	3.10
15958	3	1000	1272 KCMIL	1	D	0.69	3.70
15959	1	1660	1272 KCMIL	2	E	1.00	8.90
15960	2	1660	1272 KCMIL	2	E	1.00	8.90
15961	3	1660	1272 KCMIL	2	E	1.00	10.10
15962	1	2160	1272 KCMIL	3	G*	0.75	12.90
15963	2	2160	1272 KCMIL	3	G*	0.75	12.90
15964	3	2160	1272 KCMIL	3	G*	0.75	14.70
15965	4	600	636 KCMIL	1	B	0.69	1.40
15966	4	996	636 KCMIL	2	D	0.69	5.20
15967	4	1000	1272 KCMIL	1	D	0.69	3.10
15968	4	1660	1272 KCMIL	2	E	1.00	8.90
15969	4	2160	1272 KCMIL	3	G*	0.75	12.90

PAD DIMENSIONS			
PAD SIZE	DIMENSIONS IN INCHES		
	A	C	X
B	1 3/4	3 1/2	5/8
D	3	3 1/2	5/8
E	4	4 1/2	1 1/8
G	6	4 1/2	1 1/4

* Pad width is 6.75".