

### DOSSERT® TYPE ES, ESS, ESSN

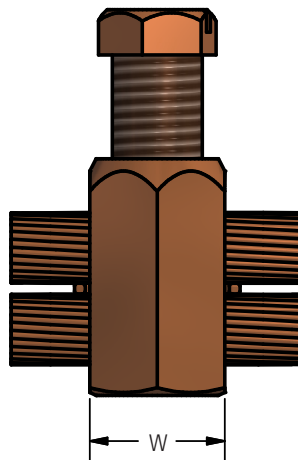
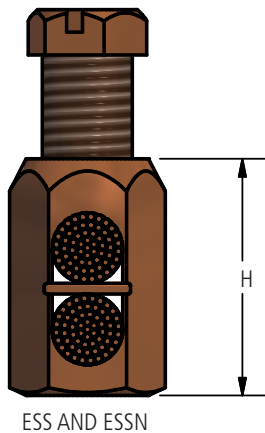

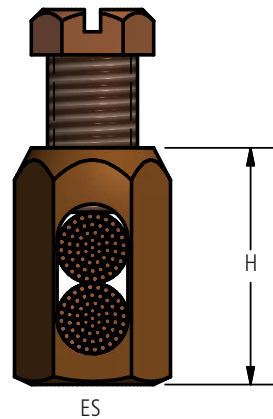

An economical house service entrance connector for joining two cables on end. This compact connector can be readily installed with either a wrench, pliers or a screw driver. Type ESS has multiple applications, it can be used with Copper and Aluminum conductors. Type ESSN is completely tin plated to prevent galvanic corrosion between two dissimilar metals.

**Material**

Copper Alloy

**Screw**

Everdur



### Ordering Information

CATALOG NUMBER			COPPER OR ALUMINUM CABLE		ALUMINUM ACSR		DIMENSIONS IN INCHES	
			MIN	MAX	MIN	MAX	H	W
ES-09	ESS-09	ESSN-09	12 SOL.	10 STR.	-	-	0.500	0.312
ES-1	ESS-1	ESSN-1	10 SOL.	8 STR.	-	-	0.560	0.312
ES-2	ESS-2	ESSN-2	8 SOL.	6 STR.	-	-	0.656	0.375
ES-4	ESS-4	ESSN-4	6 SOL.	4 STR.	8	5	0.750	0.438
ES-6	ESS-6	ESSN-6	4 SOL.	2 STR.	6	3	0.838	0.560

Bronze Parallel, Cross, and Bar Taps