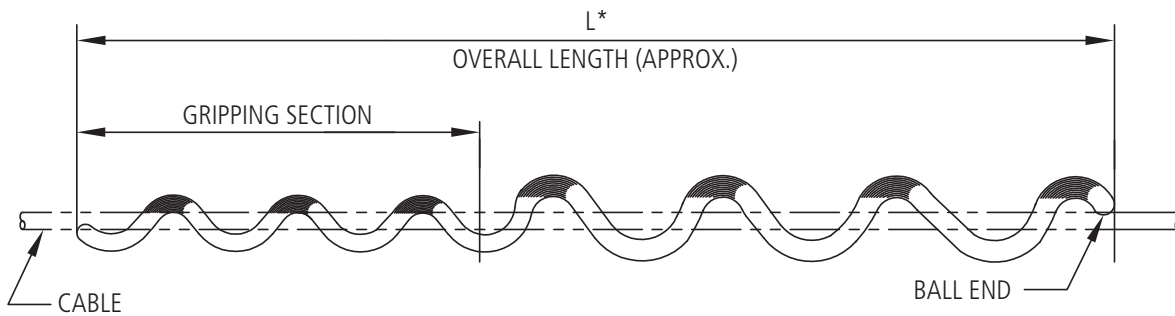
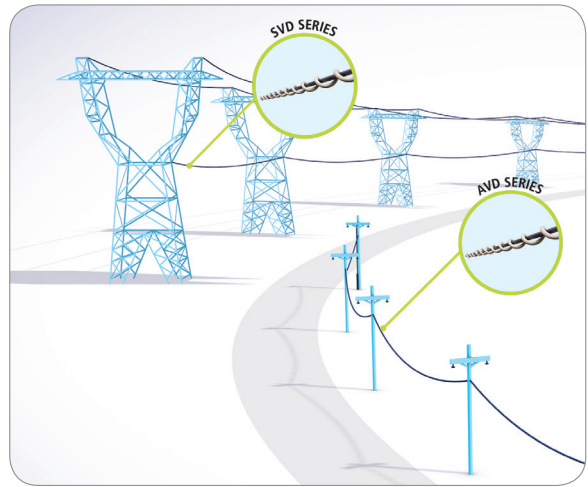


## AVD Series Spiral Vibration Dampers

AFL's AVD Series Spiral Vibration Dampers are designed to eliminate the damage caused by Aeolian vibration and reduce overall vibration on bare All-Dielectric Self-Supporting (ADSS) cables. Made of weather-resistant, non-corrosive plastic, these dampers have a large, helically-formed damping section sized for the ADSS cable. A smaller gripping section gently grips the ADSS cable. Each damper is marked with the conductor range and color coded to indicate the cable diameter size range.

Line design, temperature, tension, wind flow exposure and history of vibration on similar construction in the location are factors to consider when determining the amount of protection required. Installation can be on both sides of the support location—at least one hand-width from the ends of Armor Rods or cable hardware. Depending on the customer's specific conditions, AFL recommends the AVD Spiral Vibration Damper for ADSS cable in accordance with the recommended application chart.



\* For "L" dimensions, see table on following page.

*continued*  
→

## AVD Series Spiral Vibration Dampers (cont.)

### Ordering Information

Select catalog number based on cable diameter. Example: for 0.512" diameter, order AVD462/563

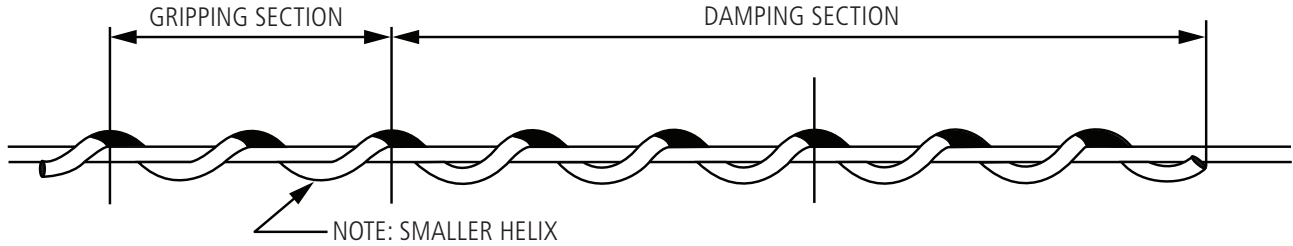
### Conductor Diameter Cross Reference

AFL NO.	PLP NO.	CONDUCTOR DIAMETER RANGE INCHES (MM)	L ROD LENGTH INCHES (MM)	WEIGHT LBS (KG)	STANDARD PACK
AVD250/326	50502393	0.250-0.326 (6.35-8.29)	49 (1244)	27 (12.247)	50
AVD327/461	50502272	0.327-0.461 (8.30-11.72)	51 (1295)	30 (12.701)	50
AVD462/563	50502274	0.462-0.563 (1.73-14.32)	53 (1346)	30 (13.608)	50
AVD564/770	50509862	0.564-0.770 (14.33-19.30)	64 (1625)	47 (21.319)	25
AVD771/876	50503057	0.771-0.876 (19.58-22.25)	71 (1803)	29 (13.154)	25
AVD877/1000	50503576	0.877-1.000 (22.26-25.40)	75 (1905)	36 (16.329)	25
AVD1001/1250	50503909	1.001-1.250 (25.41-31.75)	90 (2286)	41 (18.597)	25

## AVD Series Spiral Vibration Dampers (cont.)

### Damper Recommendations for Placement

Damper Recommendation applies for specified AFL dampers only. If alternative type or different manufacturer dampers are applied instead, it is possible that damage will occur on the conductor and/or the accessories.



SPAN LENGTH	INITIAL TENSION PERCENTAGE OF CABLE RATED BREAKING STRENGTH (RBS) AT NOMINAL TEMPERATURE 60°F				
	0-10%	11-15%	16-20%	21-25%	>25%
< 250 ft.	0	2/s	2/s	2/s	2/s
251-500	2/s	2/s	2/s	2/s	4/s
501-800	2/s	2/s	2/s	4/s	4/s
801-1600	4/s	4/s	4/s	6/s	6/s
1601-2400	6/s	6/s	6/s	8/s	8/s
2401-3000	8/s	8/s	8/s	10/s	10/s
3001-3500	10/s	10/s	10/s	12/s	12/s
3501-4000	12/s	12/s	12/s	16/s	16/s
4001-4500	16/s	16/s	16/s	16/s	18/s
4501-5000	18/s	18/s	18/s	18/s	20/s

### Symbol Designation

- 2/s = 2 dampers per span, 1 on each end of the span
- 4/s = 2 dampers in tandem on each end of the span
- 6/s = 3 dampers in tandem on each end of the span
- 8/s = 3 dampers in tandem + 1 damper on each end of the span
- 10/s = 3 dampers in tandem + 2 dampers in tandem on each end of the span
- 12/s = 3 dampers in tandem + 3 dampers in tandem on each end of the span
- 16/s = 3 dampers in tandem + 3 dampers in tandem + 2 dampers in tandem on each end of the span
- 18/s = 3 dampers in tandem + 3 dampers in tandem + 3 dampers in tandem on each end of the span
- 20/s = 4 dampers in tandem + 3 dampers in tandem + 3 dampers in tandem on each end of the span

### Placement and Spacing

1. AVD shall be placed approximately 5 inches away from any line hardware (suspension, deadend, armor rods, other SVDs, etc.).
2. AVDs can be nestled in tandem for up to three units to prevent the units from interfering with each other.
3. AVDs shall be applied to bare cable only to ensure proper performance.