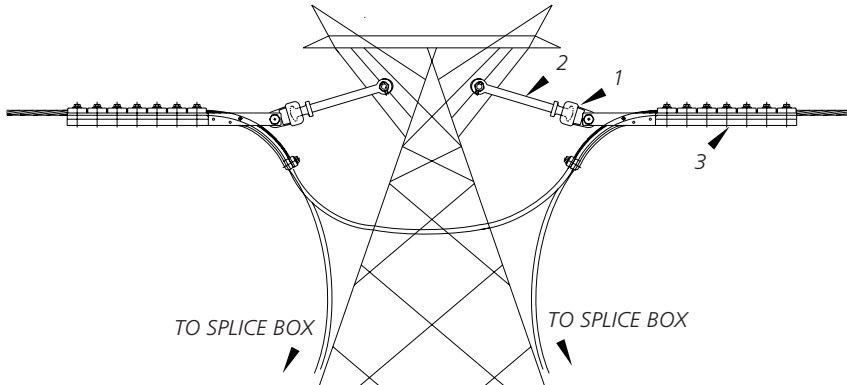


OPGW Double Dead End Lattice Tower Configuration Assemblies



AFL NO.

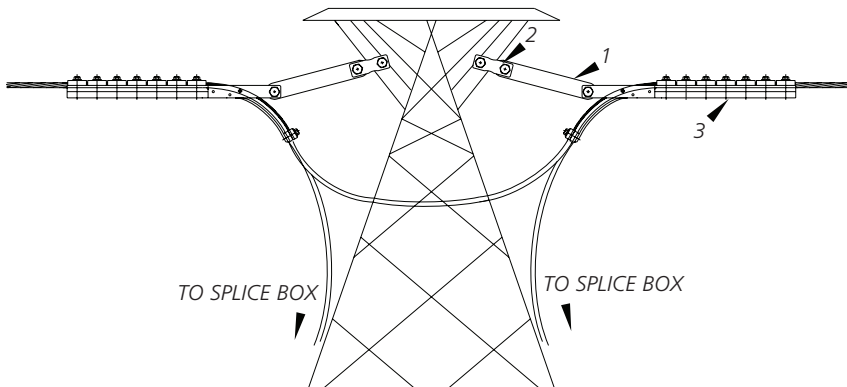
OLTDD1 - DNOXXXX

Assembly Code

Cable Spec.
Number

Bill of Material

ITEM	DESCRIPTION	MATERIAL	AFL OR DWG. NO.	REQ'D	REMARKS
1	Socket Eye	Galvanized Steel	SE-BDE	2	
2	Y-Clevis Ball Hot Link	Galvanized Steel	YCBHL	2	Pin Dia. = 0.75" (19 mm)
3	Bolted Dead End (Included)	Aluminum	Determined by AFL	2	



AFL NO.

OLTDD2 - DNOXXXX

Assembly Code

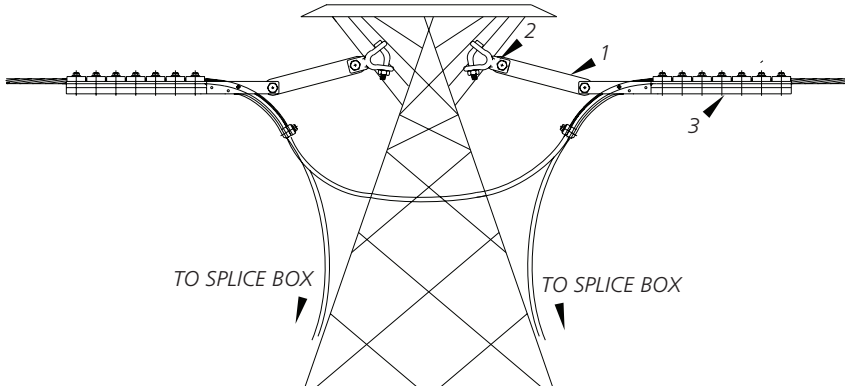
Cable Spec.
Number

Bill of Material

ITEM	DESCRIPTION	MATERIAL	AFL OR DWG. NO.	REQ'D	REMARKS
1	Link Plate	Aluminum	ODELP10	2	
2	Y-Clevis Clevis	Galvanized Steel	YCC	2	Pin Dia. = 0.75" (19 mm)
3	Bolted Dead End (Included)	Aluminum	Determined by AFL	2	

Accessories enlarged for clarity

OPGW Double Dead End Lattice Tower Configuration Assemblies (cont.)



AFL NO.

OLTDD3 - DNOXXXX

Assembly Code

Cable Spec. Number

Bill of Material

ITEM	DESCRIPTION	MATERIAL	AFL OR DWG. NO.	REQ'D	REMARKS
1	Link Plate	Aluminum	ODELP10	2	
2	Y-Clevis Clevis 90	Galvanized Steel	YCC-90	2	Pin Dia. = 0.75" (19 mm)
3	Bolted Dead End (Included)	Aluminum	Determined by AFL	2	

Accessories enlarged for clarity