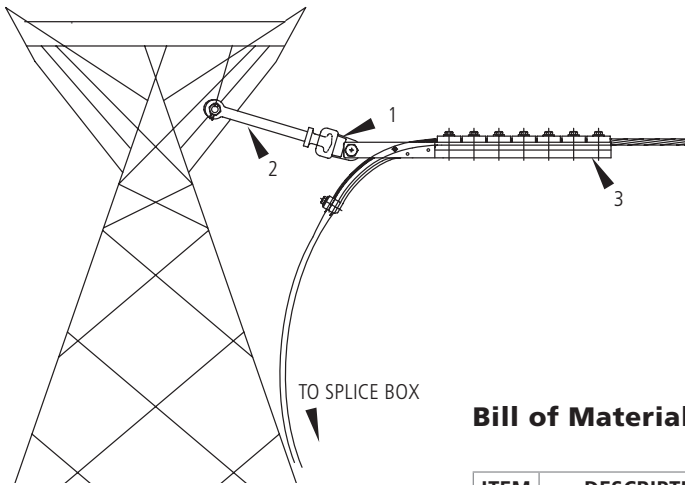


OPGW Single Dead End Lattice Tower Configuration Assemblies



AFL NO.

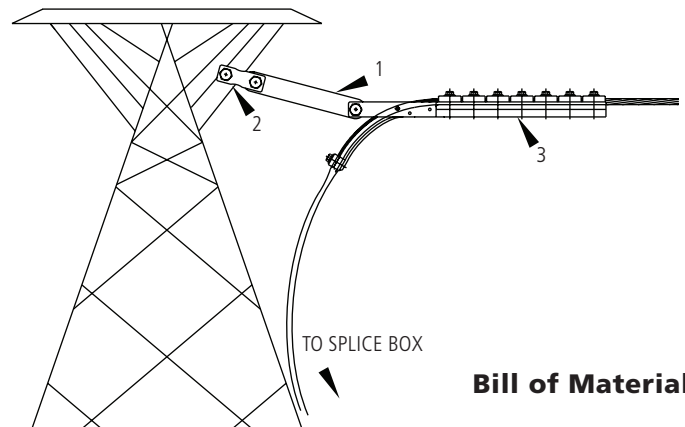
OLTDE1 — **DNOXXXX**

Assembly Code

Cable Spec. Number

Bill of Material

ITEM	DESCRIPTION	MATERIAL	AFL OR DWG. NO.	REQ'D	REMARKS
1	Socket Eye	Galvanized Steel	SE-BDE	1	
2	Y-Clevis Ball Hot Link	Galvanized Steel	YCBHL	1	Pin Dia. = 0.75" (19 mm)
3	Bolted Dead End (Included)	Aluminum	Determined by AFL	1	



AFL NO.

OLTDE2 — **DNOXXXX**

Assembly Code

Cable Spec. Number

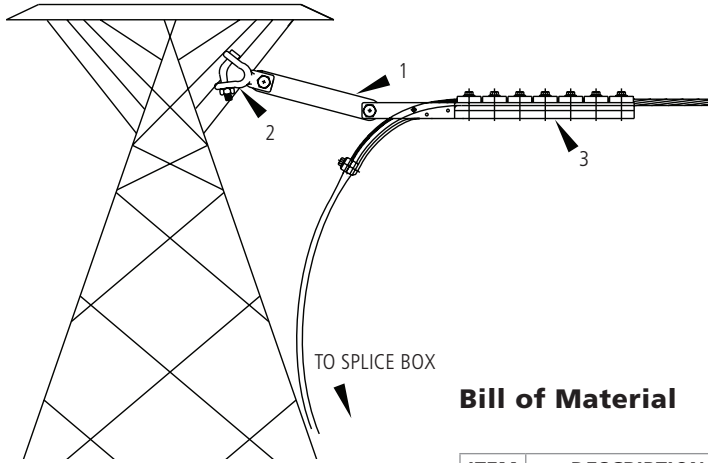
Bill of Material

ITEM	DESCRIPTION	MATERIAL	AFL OR DWG. NO.	REQ'D	REMARKS
1	Link Plate	Aluminum	ODELP10	1	
2	Y-Clevis Clevis	Galvanized Steel	YCC	1	Pin Dia. = 0.75" (19 mm)
3	Bolted Dead End (Included)	Aluminum	Determined by AFL	1	

continued



OPGW Single Dead End Lattice Tower Configuration Assemblies (cont.)



AFL NO.

OLTDE3 — **DNOXXXX**

Assembly Code

Cable Spec. Number

Bill of Material

ITEM	DESCRIPTION	MATERIAL	AFL OR DWG. NO.	REQ'D	REMARKS
1	Link Plate	Aluminum	ODELP10	1	
2	Y-Clevis Clevis 90	Galvanized Steel	YCC-90	1	Pin Dia. = 0.75" (19 mm)
3	Bolted Dead End (Included)	Aluminum	Determined by AFL	1	