

TYPE SWGC Swage Coupler

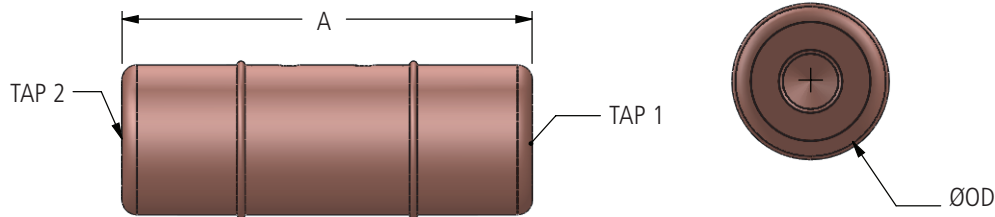

A Swage type coupler that joins two cable or rod runs together.

Material

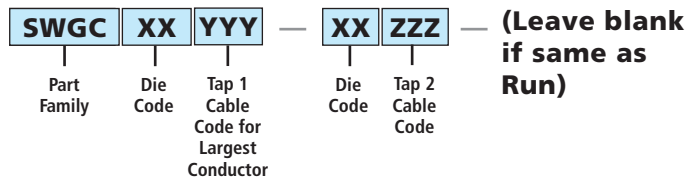
Copper Alloy

Notes

- For tin plating add "-SN" to catalog number.
EX: SWGC2013-SN.
- For detailed conductor range information, please see page 33 (L11557).



Ordering Information



Die Code comes from maximum connector OD from Table below.

- EX: Tin plated coupler for 250MCM Cu to 500MCM Cu is SWGC2450-2425-SN
- EX: Coupler for 250MCM Cu to 250MCM is SWGC2025

AFL NO.	COPPER CABLE (AWG OR KCMIL)		DIMENSIONS IN INCHES		DIE SIZE
	TAP 1	TAP 2	OD	A	
SWGC204	#4	#4	1.25	3.45	45TD20
SWGC206	#2	#2	1.25	3.45	45TD20
SWGC2013-204	1/0-2/0	#4	1.25	3.45	45TD20
SWGC2013-206	1/0-2/0	#2	1.25	3.45	45TD20
SWGC2013	1/0-2/0	1/0-2/0	1.25	3.45	45TD20
SWGC2017	3/0	3/0	1.25	3.45	45TD20
SWGC2021-206	4/0	#2	1.25	3.45	45TD20
SWGC2021-2013	4/0	1/0-2/0	1.25	3.45	45TD20
SWGC2021	4/0	4/0	1.25	3.45	45TD20
SWGC2025-204	250	#4	1.25	3.45	45TD20
SWGC2025-206	250	#2	1.25	3.45	45TD20
SWGC2025-2013	250	1/0-2/0	1.25	3.45	45TD20
SWGC2025-2017	250	3/0	1.25	3.45	45TD20
SWGC2025-2021	250	4/0	1.25	3.45	45TD20
SWGC2025	250	250	1.25	3.45	45TD20
SWGC2030-2025	300	250	1.25	3.45	45TD20
SWGC2035-2013	350	1/0-2/0	1.25	3.45	45TD20
SWGC2035-2017	350	3/0	1.25	3.45	45TD20
SWGC2035-2021	350	4/0	1.25	3.45	45TD20
SWGC2035-2025	350	250	1.25	3.45	45TD20
SWGC2413	1/0-2/0	1/0-2/0	1.50	3.65	45TD24
SWGC2430	300	300	1.50	3.65	45TD24
SWGC2435	350	350	1.50	3.65	45TD24
SWGC2450-246	500	#2	1.50	3.65	45TD24
SWGC2450-2421	500	4/0	1.50	3.65	45TD24
SWGC2450-2425	500	250	1.50	3.65	45TD24
SWGC2450	500	500	1.50	3.65	45TD24