



Loose Tube and Riser Rated Indoor/Outdoor Loose Tube Cable Assemblies

High-fiber count, Loose Tube and Riser Rated Indoor/Outdoor Loose Tube Cable assemblies provide a safe and proven method of utilizing preterminated connector technology for outside plant applications. These assemblies help control cost by eliminating labor-intensive field termination and provide the same factory terminated reliability the industry has trusted for many years. Cable assemblies are available in Indoor/Outdoor Loose Tube, suitable for use in both indoor and outdoor applications. Each unit is manufactured to exceed all TIA and Telecordia requirements.

Applications

- Outdoor Cabinets
- External-Building Runs
- Vaults
- CEVs

Features

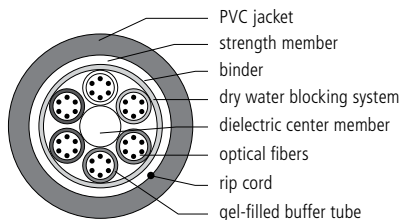
- Fiber counts from 6 to 144 fibers
- Available with ST, SC, FC, and LC connectors single-mode
- Pigtail assemblies, standard configuration (nonstandard configurations available)
- ST, SC, FC and LC connectors available in both single-mode and multimode
- Pre-installed pulling eye kits available
- 1 meter standard breakout length
- 2.4 mm standard furcation for SC, FC, and ST
- 1.6 mm standard furcation for LC
- UV resistant outer jacket
- Gel-filled loose buffer tubes (RL), Gel-filled Loose Tube (LT)
- Meets Telcordia® GR-20-CORE

Specifications

Riser Rated Indoor/Outdoor Loose Tube

Riser Rated stranded design loose tube cable is moisture and U.V. resistant, S-Z stranded for easy mid-span access, UL® Listed type OFNR (UL1666) riser-rated, and can be used in both duct and lashed applications.

Cable Components



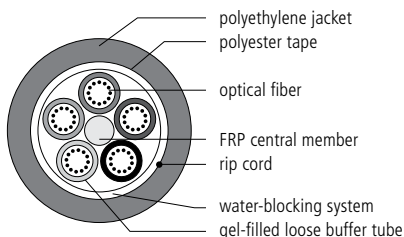
Temperature Range

PARAMETER	VALUE
Operating	-40°C to +70°C
Storage	-40°C to +75°C
Installation	0°C to +70°C

Loose Tube

Loose Tube stranded design cables feature fiber counts up to 432, compliance with EIA/TIA and REA/RUS PE-90, and are S-Z stranded for easy mid-span access.

Cable Components



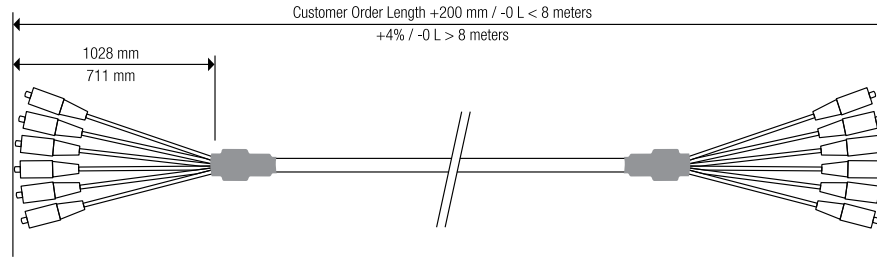
Temperature Range

PARAMETER	VALUE
Operating	-40°C to +70°C
Storage	-40°C to +75°C
Installation	-30°C to +70°C

Telcordia is a registered trademark of Telcordia Technologies, Inc.

Loose Tube and Riser Rated Indoor/Outdoor Loose Tube Cable Assemblies

Dimensions



Ordering Information

ASC	ASC	LT	024	Q	0010	NN
Connector End A	Connector End B	Cable Type	Fiber Count	Fiber Type	Cable Length (meters)	Leg Diameter
Single-mode ASC = Angle SC AFC = Angle FC USC = Ultra SC UFC = Ultra FC UST = Ultra ST ULC = Ultra LC	Single-mode ASC = Angle SC AFC = Angle FC USC = Ultra SC UFC = Ultra FC UST = Ultra ST ULC = Ultra LC XXX = No connector	LT = Loose Tube RL = Riser Rated Indoor/ Outdoor Loose Tube	006 = 6 012 = 12 024 = 24 036 = 36 048 = 48 072 = 72 096 = 96 144 = 144	Q = Single-mode	XXXX (specify length) 0010 = 10 meters	N = 900 μm End A / XXX End B NN = 900 μm End A and B F = Furcated End A / XXX End B FF = Furcated Ends A and B FN = Furcated Ends A / 900 μm End B NF = 900 μm End A / Furcated Ends B

Lengths Available

Cable lengths are dependent on fiber cable type and count. Consult customer service for maximum lengths available.