



LightLink Optical Entrance Enclosures

The Optical Entrance Enclosures (OEE) are designed to provide a convenient splicing and interconnection location for outside plant cabling entering a Central Office (CO), Controlled Environmental Vault (CEV) or customer location. Each unit is designed to allow the entrance and management of up to 60 cables for splicing and interconnecting. Cables from termination locations and the outside plant are easily installed and managed. Access to individual fiber splices and fiber bundles are made easy by splice tray and fiber management designs.



Features

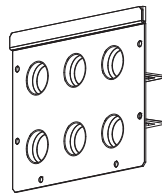
- Manages multiple cable enter and exit facilities
- Each splice tray handles up to 48 single fusion or 144 mass fusion splices
- Enclosures for indoor or outdoor NEMA 3 applications
- Internal ground bar and pass through ground lugs
- Rated NEMA Type 3

Specifications

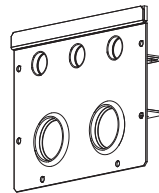
PARAMETER	VALUE
Material	Aluminum or steel
Coatings	Electrostatically applied, powder coat
Color	Granite
Dimensions	See Detail Drawings

* Fiber splice trays sold separately

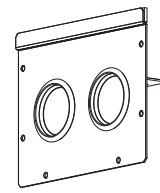
Accessories - Shingle Kits



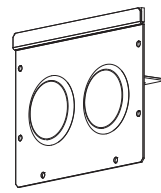
Standard Footprint
6 Ports



Standard Footprint
5 Ports



Standard Footprint
2 Ports - XL



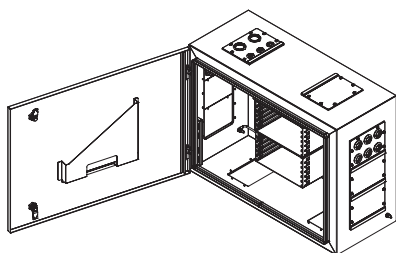
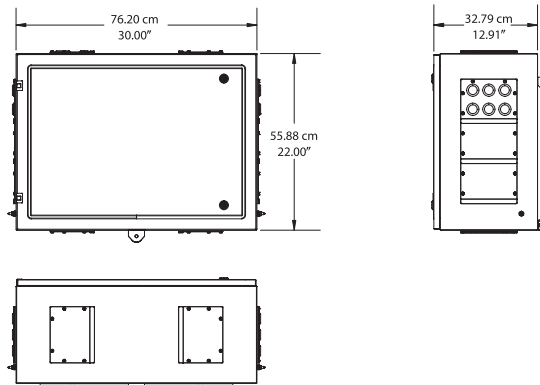
Standard Footprint
2 Ports - XXL

LightLink Optical Entrance Enclosures

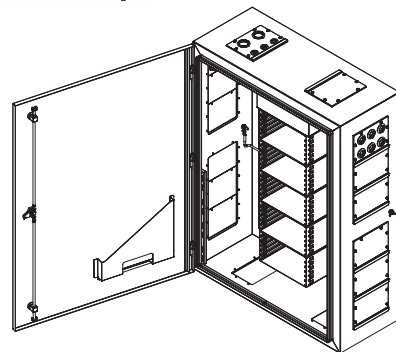
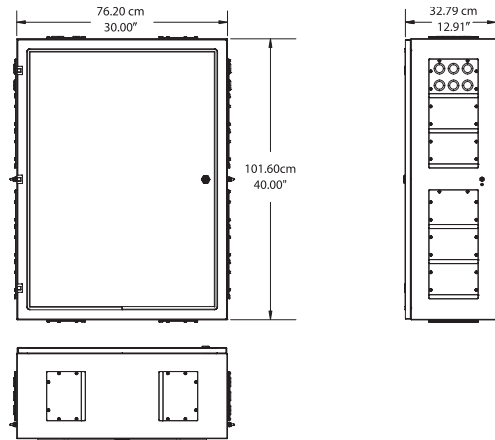
Ordering Information

DESCRIPTION	MODEL NO.	AFL NO.
OPTICAL ENTRANCE ENCLOSURE 576 Single Fusion or 1728 Mass Fused Splice Capacity, up to 60 Cable Entry Ports Includes: (2) 6-Port Standard Shingles (Each port Accepts a 0.472-0.7089" Cable) (1) 5-Port Shingles (2 Port Accepts a 0.708-0.988" Cable, and 3 small Ports Accepting a Cable 0.236-0.473") (4) Medium Sealing and Retention Kits (each supporting a 0.472-0.708" Cable) (1) Large Sealing and Retention Kit (Each Supporting a 0.708-0.988" Cable) (3) Metallic Cable Bonding Kits (1) Wall-Mount Hardware (1) OEE Locking Key	OEE-288/576	911309-00-05
OPTICAL ENTRANCE ENCLOSURE 720 Single Fusion or 4320 Mass Fused Splice Capacity, up to 60 Cable Entry Ports Includes: (2) 6-Port Standard Shingles (Each port Accepts a 0.472-0.7089" Cable) (1) 5-Port Shingles (2 Port Accepts a 0.708-0.988" Cable, and 3 small Ports Accepting a Cable 0.236-0.473") (4) Medium Sealing and Retention Kits (each supporting a 0.472-0.708" Cable) (1) Large Sealing and Retention Kit (Each Supporting a 0.708-0.988" Cable) (3) Metallic Cable Bonding Kits (1) Wall-Mount Hardware (1) OEE Locking Key	OEE-720/1440	911275-00-05

OEE 288/576



OEE 720/1440

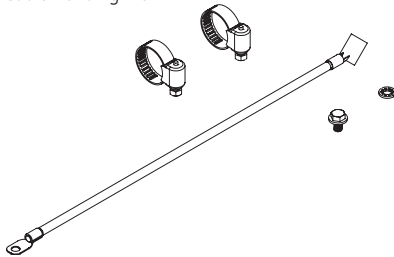


LightLink Optical Entrance Enclosures

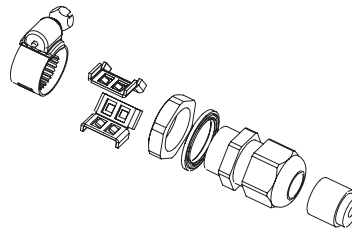
Accessories

DESCRIPTION	MODEL NO.	AFL NO.
OEE Fiber Splice Tray	STF-48	911442-00-00
Metallic Cable Bonding Kit	MBK-1	911260-00-01
Work Shelf	OEE-WS	911262-00
Cable Retention and Sealing Kit – Small (Accepts 0.236-0.473" O.D. Cable)	CRSK236-473	911310-00-00
Cable Retention and Sealing Kit – Medium (Accepts 0.472-0.708" O.D. Cable, four included with OEE)	CRSK472-708	911310-01-00
Cable Retention and Sealing Kit – Large (Accepts 0.708-0.988" O.D. Cable, one included with OEE)	CRSK708-988	911310-02-00
Cable Retention and Sealing Kit – XLarge (Accepts 0.866-1.25" O.D. Cable)	CRSK866-1250	911310-03-00
Cable Retention and Sealing Kit – XXLarge (Accepts 1.25-1.49" O.D. Cable)	CRSK1250-1490	911310-04-00
Shingle Kit – Standard, 6-Ports (Accepts Six Cables From 0.472-0.708" O.D., two included with OEE)	SK-STD	911261-00-00
Shingle Kit – Standard, 5-Ports (2) Large (0.708-0.988" O.D. Cable Ports) (3) Small (0.236-0.472" O.D. Cable Ports) (One Included with OEE)	SK-LS	911261-01-00
Shingle Kit, Two X-Large, (2) Cable Ports (0.866-1.25" O.D.)	SK-XL	911261-02-00
Shingle Kit, Two XX-Large, (2) Cable Ports (1.25-1.49" O.D.)	SK-XXL	911261-03-00

Cable Bonding Kit



Cable Retention and Sealing Kit



Work Shelf

