





Wall Mount Plate




Surface Mount Fiber Entry/Exit



4.8 mm Drop Entry, Surface Mount Fiber Exit



4.8 mm Drop Entry with Flush Mount Shuttered Adapter



Splice Sleeve Option

Wall Mount Plate (WMP)

The AFL Wall Mount Plate (WMP) is a multi-functional handoff point between indoor premise fiber drops and CPE devices in a FTTx deployment. Designed with flexibility in mind, the WMP supports surface wall mounting as well as mounting to a standard single-gang electrical box. The AFL WMP contains multiple mounting positions for the single SC adapter either internal to the enclosure or flush to the external cover for quick connection without needing to enter the box. The WMP has ample clearance to allow for field-installable connectors such as the AFL FUSEConnect® or FASTConnect® and also supports a single fusion or mechanical splice if desired. Included fiber guides also support various surface mount, 900 µm “invisible fiber” solution for in-premise wiring.

Features

- Surface mount to various wall surfaces (hardware not included)
- Mount to standard single gang electrical box (hardware included)
- Includes shuttered SC/APC adapter
- Includes splice holder for single fusion or AFL SpliceConnect mechanical splice
- Includes (2) fiber guides for surface mount “invisible fiber” solutions
- Multiple adapter mounting locations for various applications
- Knockouts on cover to accommodate flush-mount adapter placement and multiple cable entries
- Durable ABS construction meets the requirements of Telcordia® GR-3126

Dimensions

HEIGHT (IN.)	WIDTH (IN.)	DEPTH (IN.)
5.9	2.7	0.8

Ordering Information

DESCRIPTION	AFL NO.
Wall Mount Plate—Includes (1) SC/APC adapter, (1) splice holder, (2) surface mount fiber guides, (2) electrical box screws	DM001383